



Redefining Patient Handling



Joerns Healthcare, manufacturer of Hoyer® products, is committed to providing a complete line of top quality equipment to the healthcare industry. The name Hoyer is synonymous with lifts. Ted Hoyer, an innovative quadriplegic, invented the first power lift over 55 years ago. Frustrated by his lack of independence and mobility, Ted was inspired to draft plans for an invention to remedy the situation. With help from his cousin, Victor Hildemann – Hoyer developed the first powered patient lift. Though primitive by today's standards, the mechanism is still considered to be the forerunner of all modern lifts.

Today, Hoyer is the brand of Joerns Healthcare, a company equally rich in its tradition of producing new, innovative products.

The Hoyer series stresses the ergonomic factors of the human body. The design of all our Hoyer lifts focuses on intelligent positioning of key interaction points. By being attentive to the design of the human body and the positioning of key interaction points, such as the handles and battery pack, our Hoyer lifts offer a broader comfort and safety range to your caregiver.

Injury prevention is also a driving force behind the Hoyer design. Features such as the swan neck leg design and the scalloped base allow the caregiver to get closer to the lifting load which helps reduce back strain as well as resident falls. All of our lifts are manufactured from lightweight aluminum, which offers an outstanding lifting capacity with ultimate stability.

The combined elements of ergonomic consideration, injury prevention and human factors all help our Hoyer lifts to meet the needs of the environment, caregiver and resident. Available with a variety of comfortable Hoyer slings, you are bound to find exactly what you are looking for in lifts with our Hoyer series.

The Stature® patient lift, Hoyer®'s flagship product, recognizes the true needs of the modern care environment. With a safe working load of 500 lbs and one of the largest lifting ranges available (min 26.6" max 77.7"), the Stature is able to cope with even the most demanding and technical of resident handling situations.

The Stature can lift residents from the floor as well as accommodate transfers to higher surfaces, while allowing the choice of different sling systems. Careful attention to product design ensures correct ergonomic usage, protecting both the resident and caregiver from injury at all times.



### Smart Monitor



The unique Smart Monitor control box is programmable and will accurately record and display vital lift utilization and service data. An easy to read LCD display provides the valuable information at the touch of a button.



### Power Positioning Cradle

Powered positioning enhances caregiver safety while maintaining resident comfort. Compact, removable design promotes ease of service, without removing entire lift from service.



### Integrated Hand Control

Allows caregiver to remain close to the resident during the repositioning process.



### Scale

Integrated design allows caregiver to adjust position of display for easier viewing. Simple, intuitive controls provide resident's weight in pounds or kilograms.

SPECIFICATION	IMPERIAL	METRIC
Safe Working Load	500 lbs	227 kg
Maximum Overall Length	54.7"	1390 mm
Minimum Overall Length	50.8"	1290 mm
Maximum Overall Height	83.8"	2130 mm
Minimum Overall Height	76.6"	1945 mm
Maximum Height to Attachment Point (4 pt)	61.0"	1550 mm
Minimum Height to Attachment Point (4 pt)	15.4"	390 mm
Maximum Height to Attachment Point (6 pt)	77.1"	1975 mm
Minimum Height to Attachment Point (6 pt)	26.6"	675 mm
Turning Radius	61.0"	1550 mm
Legs Open - External Width	53.5"	1360 mm
Legs Open - Internal Width	48.4"	1230 mm
Legs Closed - External Width	29.9"	760 mm
Legs Closed - Internal Width	25.1"	640 mm
Overall Height of Legs	4.3"	110 mm
Ground Clearance	1.2"	30 mm
Front Twin Casters	4.0"	100 mm
Rear Braked Casters	4.0"	100 mm

WEIGHTS	IMPERIAL	METRIC
Mast, Base & Boom Assembly	142 lbs	64.5 kg
4 Point Positioning Cradle	13.2 lbs	6.0 kg
Power Pack	6.6 lbs	3.0 kg
Total	162 lbs	73.5 kg

### ELECTRIC SHOCK PROTECTION

Charger – Class II  
Lift – Internal power source

### DEGREE OF SHOCK PROTECTION

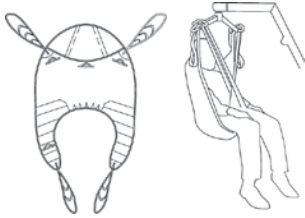
Charger – Type B  
Lift – Type B  
Intended operating environment: >+5°C <+40°C  
Outside this environment functionality and safety may be compromised

### ELECTRICAL SPECIFICATIONS

Battery – 24vDC rechargeable sealed lead acid type  
Battery capacity – 3.2A Ampere hours  
Charger rated input – 100-240V AC 24 VDC 50/60Hz  
Charger rated output – 29.5 VDC, Max. 19 W

## Slings

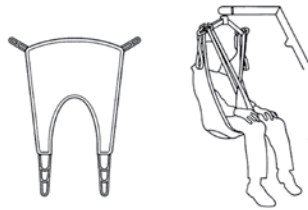
### Hoyer Full Back 6-Point Cradle



An easy-fit, contoured sling fitting 85-90% of residents.

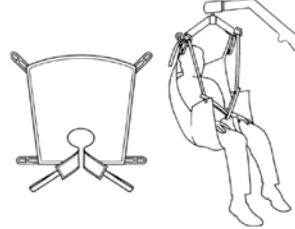
It incorporates integrated head support and padded leg pieces. It is available in all sizes from XS to XL.

### Hoyer Quick Fit Universal Sling 6-Point Cradle



An easy-to-fit, general-purpose sling designed to suit approximately 85% of residents. Simple to use and is available in all sizes from XS to XL.

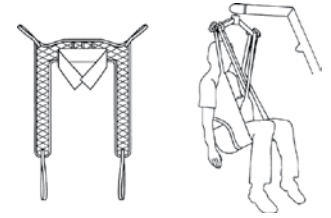
### Hoyer Quick Fit Deluxe Sling 6-Point Cradle



An enhancement of our Quick Fit design, providing more comfort and more support. Suitable for 95% of residents.

It can be used for some amputees following assessment, and is available in all sizes from XS to XL.

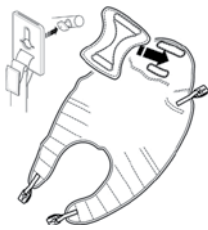
### Hoyer Access Toileting Sling 6-Point Cradle



Designed specifically to facilitate the toileting procedure, fitting 25% of dependent residents who have trunk strength. It is an easy-to-fit sling, padded for additional comfort, allowing access to/removal of clothing.

Residents must be in a sitting position to use this sling.

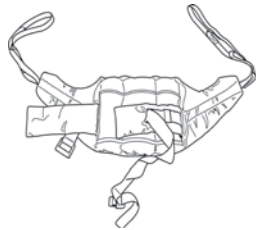
### Hoyer Comfort Sling 4-Point Cradle



A more specialized sling that allows correct positioning to be made via the 4-point cradle and uses the Securi3 sling connection system to ensure no inadvertent detachment of the sling from the cradle.

It incorporates a removable comfort pad for head support and snuggles the resident. It is available in all sizes from XS to XL.

### Hoyer Deluxe Standing Sling Stand-aid

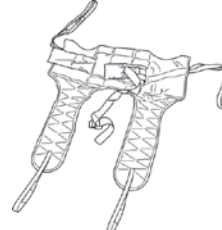


A standing sling that is suitable for those residents who have a greater degree of weight bearing ability.

It allows excellent access for toileting and is easy to fit, providing quick and effective transfers.

It is available in S, M, and L with the adjustable waist strap; the non-slip back pad ensures the sling does not ride up during the transfer.

### Hoyer Transport Sling Stand-aid

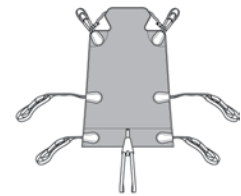


A transport sling that is suitable for those residents with some degree of weight bearing ability.

It is easy to fit, allowing quick and effective transfers.



It is available in S, M, and L with the adjustable waist strap.

### Hoyer Bariatric Hammock Sling Bariatric Cradle



The Bariatric Hammock Sling with integrated head support is ideal for the safe transfer of bariatric patients. Made from a triple skinned, breathable material, it is particularly suited for those who may have to remain in the sling for extended periods.

## Mesh Bath Sling & Padded Sling Options



Made from polyester, HOYER slings are durable, soft and comfortable. Color-coded trim for easy size identification.





## Superior Ergonomic Design for Toileting, Bathing and, Point-to-Point Transfers

Hoyer® Lifts enter a new dimension when it comes to usability. Careful attention to product design ensures correct ergonomic usage, protecting both the resident and the caregiver from injury at all times.

### 5 Key Principles of Moving & Handling

1. Get close to the load
2. Use a wide stable base
3. Ensure a comfortable firm grasp
4. Keep spine close to neutral
5. Make sure movement is smooth

Our Hoyer Lifts were designed with the five key principles of moving and handling in mind. This direct correlation ensures Hoyer's lift designs are simple, safe and above all comfortable to use.

This view is shared by our consultant teams, who have assisted us in conducting detailed usability surveys to ensure that all Hoyer lifts meet the true needs of the resident, the caregiver and the environment in which they operate.

## Joerns Safe Patient Handling Solution

Joerns Healthcare will work with your facility to design and implement a Safe Patient Handling program to help optimize and improve the environment of care, and to provide benefits for staff, residents and facility management.

The Prevent® Solution was developed by Joerns Healthcare in collaboration with Dr. Guy Fragala, Ph.D., PE, CSP. Dr. Fragala is a national expert in the application of ergonomics to the healthcare setting and has worked as a consultant to a wide range of American industries on the topics of injury prevention and ergonomics.

The success of the Prevent® program is achieved through the ownership and involvement of key facility staff members as well as ongoing training as necessary. A key driver to the program is the development of a dedicated Implementation Team, who are rewarded for their ability to successfully develop and lead the program.

### Why Prevent® is important

- Reduces Caregiver Injuries
- Patient Safety/Comfort Focused
- Mitigates Risk of Falls
- Reduces PrU Never Events
- Cost reduction related to workers comp. and liability insurance.

### How Joerns Healthcare Can Help You Create a Safer Environment

- Identify the risk factors
- Analyze the risk factors and decide where change is necessary
- Identify the solutions required
- Effectively implement the solutions into the environment
- Measure the success of solutions

Providing a safer environment has benefits for everyone involved. The Prevent® program will enhance the quality of care for residents, provide staff with a reduced chance of injury in the workplace, and could reduce facility insurance costs for administration. This translates into an overall higher level of care for current residents, and a greater appeal to potential employees and residents.



### Dr. Guy Fragala, PHD., PE, CSP, National expert in the application of ergonomics

Dr. Guy Fragala has over 35 years of experience as an Occupational Safety and Health professional and is currently the Senior Advisor for Ergonomics at the Patient Safety Center of Inquiry, Tampa, Florida and the champion for Prevent®, Joerns Healthcare's Safe Patient Handling Solution. He is retired from the faculty and his previous position as the Director of the Environmental Health and Safety Department at the University of Massachusetts Medical Center in Worcester, Massachusetts. Dr. Fragala has consulted to a wide range of American industries and government agencies and authored numerous publications on the subjects of Ergonomics and Environmental Health and Safety. He has worked with the Patient Safety Center in Tampa, the Occupational Safety and Health Administration (OSHA), the Joint Commission on Accreditation of Healthcare Organizations (JCAHO), and the National Institute for Occupational Safety and Health (NIOSH) on safe patient handling issues. His book entitled, *Ergonomics: How to Contain On-the-Job Injuries in Healthcare*, has provided the foundation for much of the work going on today in safe patient handling.

