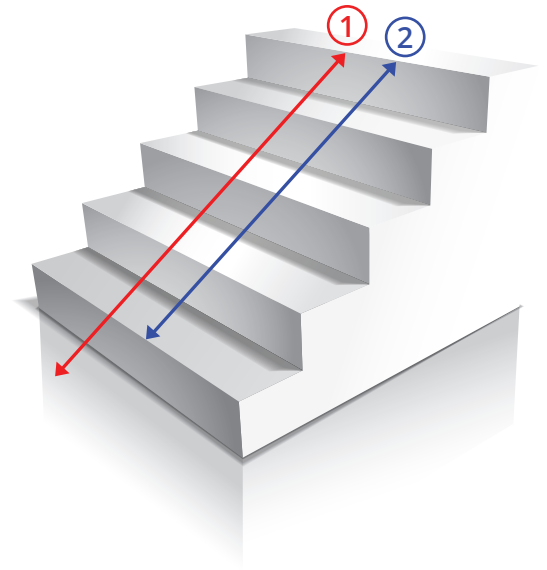




MEASURE LENGTH OF TRACK

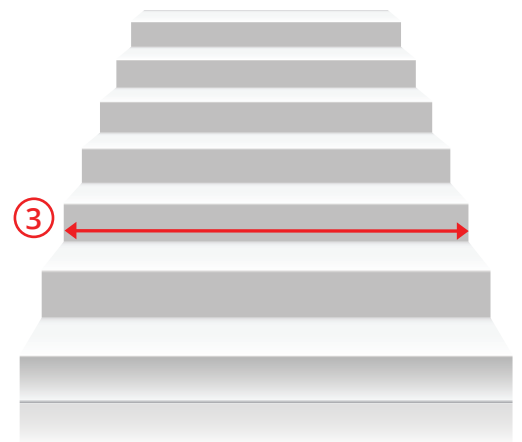
- ① **Measurement 1 - Top to Bottom**
Stand at the top of your stairs and extend your tape measure down the staircase. The tape measure should lightly touch each stair tread and the tip should touch the landing at the bottom of the steps. The measurement should be from the front edge (nose) of the top landing to the floor at the bottom landing.
- ② **Measurement 2 - Top to First Step**
Measure from the front edge (nose) at the top of the landing to the front edge (nose) of the first step.



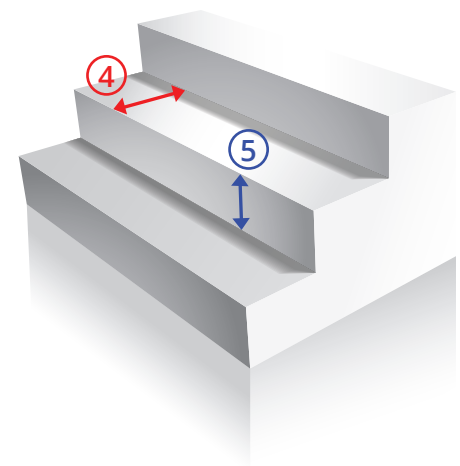
- ③ **MEASURE WIDTH OF STAIRS**
Measurement 3 - Stair Width
Measure the width of your stair's treads.

MEASURE STAIR TREAD & RISE

- ④ **Measurement 4 - Stair Tread Length**
Measure the tread of a stair from front edge (nose) of a stair to back.
- ⑤ **Measurement 5 - Stair Rise Height**
Measure the rise of a stair by measuring the length from the front edge (nose) of one step straight down to the next tread.



MEASUREMENTS	
Measurement 1 - Top to Bottom	_____
Measurement 2 - Top to First Step	_____
Measurement 3 - Stair Width	_____
Measurement 4 - Stair Tread Length	_____
Measurement 5 - Stair Rise Height	_____



Sign Here: _____

I agree the following measurements are accurate

It is the responsibility of the customer to take the measurements for their stairlift rails. If the customer follows the measuring instructions as outlined stairlift will fit impeccably. If you have questions or need additional help please contact our experts at 1-888-260-4430