

WALL BRACKET ASSESSMENT FORM

Height: _____ Weight: _____ Age: _____ Disability: _____


How many Wall Brackets is the client considering installing in their home? _____

Does the client already own a Milford Person Lift? Yes _____ No _____

Sling Types & Size

If the client already has a sling, and does not want to purchase an additional one, skip this section.

Standard	Double Amputee	Net/Mesh	Fleece Lined	Head-Supported
				
XS S M L XL	S M L	S M L	M L	S M L



The Wall Bracket is a home accessory that allows the Milford Lift to be used from a stationary position. This application is particularly useful in bathrooms or bedrooms where space may be too limited to allow the use of our Smartbase accessory.

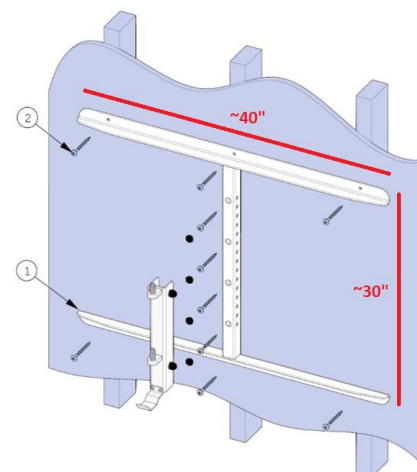
Each Wall Bracket installed in the home will need a rechargeable battery pack (sold separately).

Wall Brackets should ONLY be installed on load-bearing walls. In certain cases, reinforcing the wall may need to be considered.

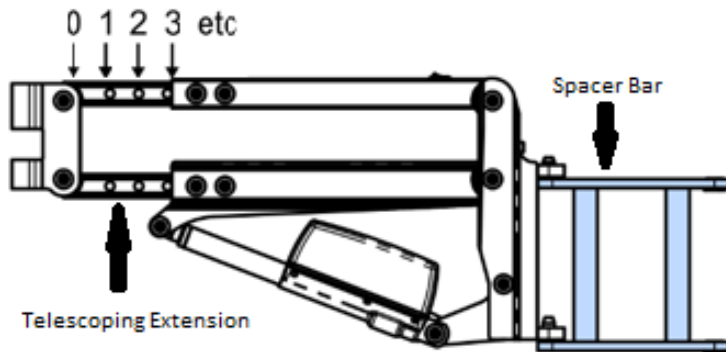
Adding Spacer bars allows for additional reach and articulation, but will reduce safe-lifting capacity.

Things to consider for install planning:

- Designed to be installed on a stud wall with US standard 16" spacing between studs.
- Minimum Reach = 39" (no spacers, no ext.)
- Maximum Reach = 70" (two 12" spacers, full ext.)
- Height of Wall Bracket will need to be considered for each client situation.
- Expected install time of Wall Bracket is 1 – 2 hours, but other factors may need to be considered for each client situation.
- Wall Bracket about 30" x 40" of wall space to be mounted.

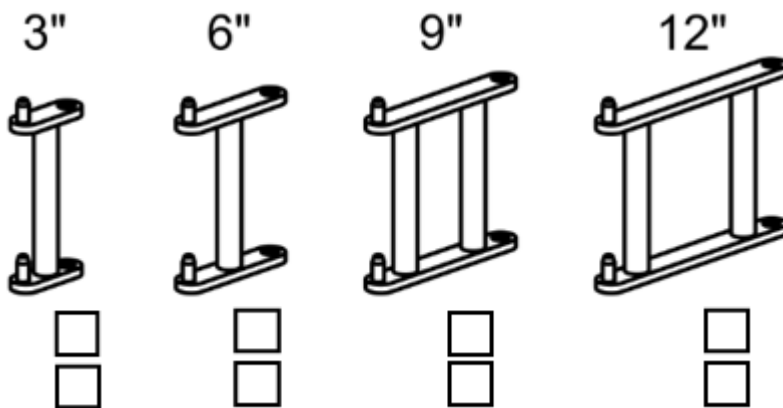


Spacer Bar & Telescoping Extension



Spacer Bars are used to extend the Milford's reach when it is being used with a Wall Bracket. This allows for a larger operating range and more articulation in awkwardly shaped spaces.

In addition to Spacer Bars, the Milford Telescoping Extension can be lengthened for extra reach. This will also allow the Milford to reach higher and lower, if needed.



The addition of Spacer Bars or lengthening the Telescoping Extender will reduce the safe lifting capacity. As a rule, the longer the length, the less weight the Milford can safely lift. Please ask about safe lifting capacity!

No more than two Spacer Bars can be used simultaneously.

Check the boxes to the left to select your desired Space Bars.

Rechargeable Battery Packs

The Rechargeable Battery Pack allows your Milford to operate with our Wall Bracket and Smartbase options, giving you freedom to use your Milford where you need it most!

- Features a built in LED gauge that displays remaining power
- Protected against overcharge and overheating
- Compact size at only 2.75" x 3.75" x 5.75"
- Durable case with waterproof design!
- Expected 40 Hours battery life with typical use.

Number of Battery Packs needed: _____



Please contact us with any questions at sales@mobilityinnovators.com