

Alterra™ long-term care beds

Designed for safety, built to last



**Find the
bed that's
just right**



Make the most of your capital budget

Alterra™ offers the perfect balance of features and price to meet your needs. The premium Maxx model has an expandable frame and offers 23" of height adjustment. Looking for something more basic? The 1130 is our most economical full-electric bed.

Ask your Medline Representative about our individually tailored payment plans.

A better bedside manner

Developed from real-world observations of resident and caregiver needs, Alterra™ long-term care beds are a giant step forward in safety and performance.

Resident and caregiver safety

We saw residents struggling to get in and out of bed and staff straining their backs while providing care. So we engineered Alterra with essential and advanced safety features, and to meet FDA entrapment guidelines.

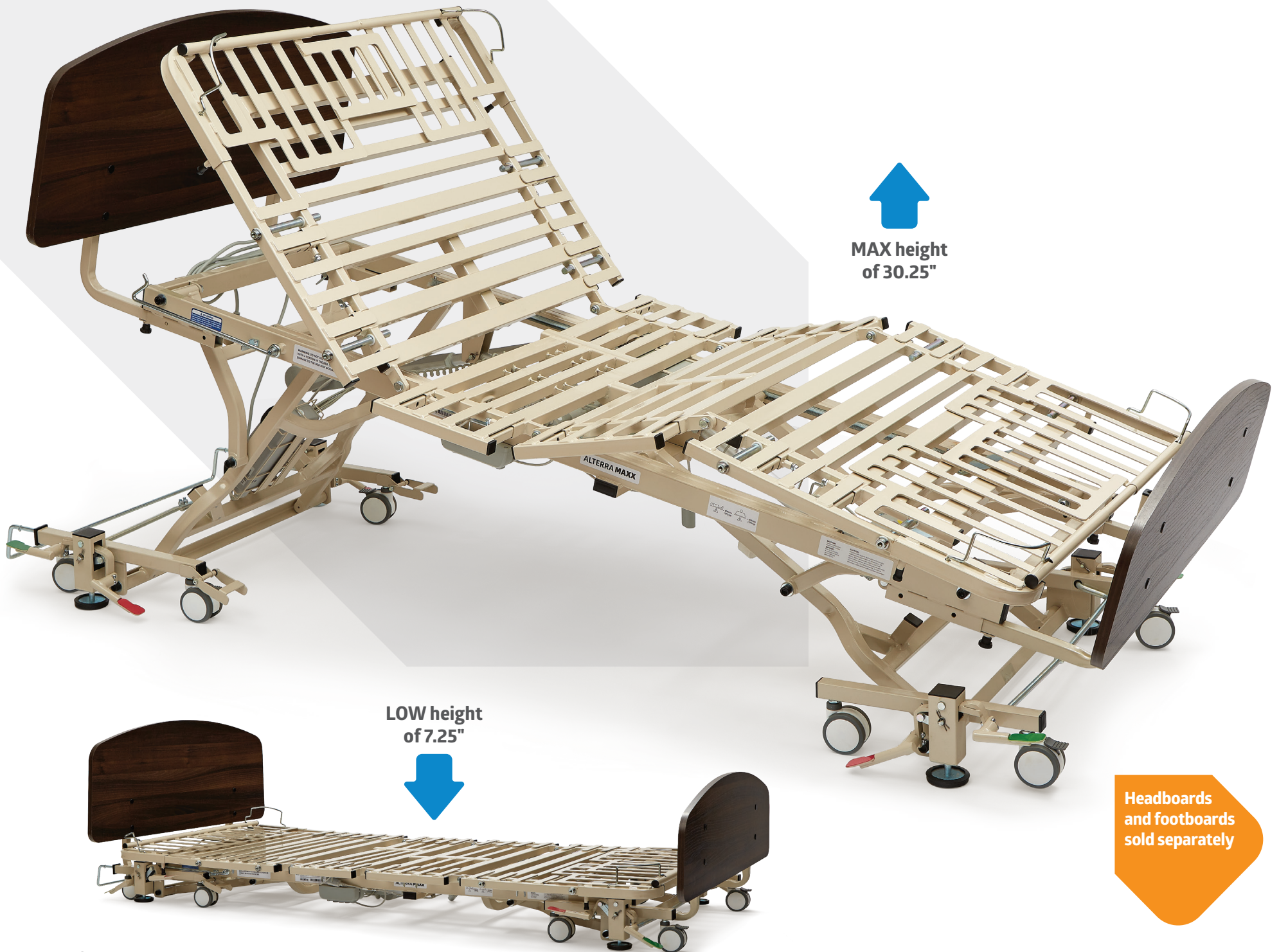
- Exceptional high-low adjustment range helps reduce fall injury risks and ensures an ergonomic working position
- Mattress retainers reduce slippage
- Stability knobs keep head/footboards properly secured

Industry-leading performance

In our conversations with you, we learned that enhancing the comfort and well-being of both residents and staff is a top concern. Alterra is designed to optimize care and perform for years.

- Top-of-the-line parallel electronics system delivers smooth and quiet operation
- Synchronized motors mean no horizontal movement when raising and lowering (except model 1100)
- Custom head/footboards, hardwood accents and beautiful finishes create a home-like feel
- Exceptionally long warranties ensure peace of mind





Alterra™ Maxx

Expandable high-low bed

Universal patient fit

Built-in extensions expand the length and width for patients of all sizes. Five-function hand pendant comes standard for exceptional ease of use. At the head and foot sections, our exclusive OneTouchLock™ secures the height with a simple tap of the foot. The smooth deck surface makes cleaning a snap.

Safety

A convenient LED night light helps patients see the floor when getting out of bed at night. In case of a power outage, the built-in battery backup keeps all functions available.

To avoid strain on caregiver backs, the deck raises to 30.25"—the highest in our line. The low height of 7.25" reduces the risk of patient injury.

Strength

The full 600-lb. weight capacity is the highest we offer.

Appearance

Premium Alterra Maxx beds make a great impression on visitors and families.

Item number	Description
FCEALMAXX	Alterra Maxx Bed (comes standard with integrated width and length extensions, five-function hand pendant, mounting hardware, wall guard, LED underbed lights, head section kickstand, mattress retainers)
FCEALMAXXQO	Alterra Maxx Bed Package (includes Alterra Maxx bed, soft touch side rails, head/footboards in transitional style, solar oak finish, mounting hardware)
FCEMAXX37	Alterra Maxx Staff Control Kit

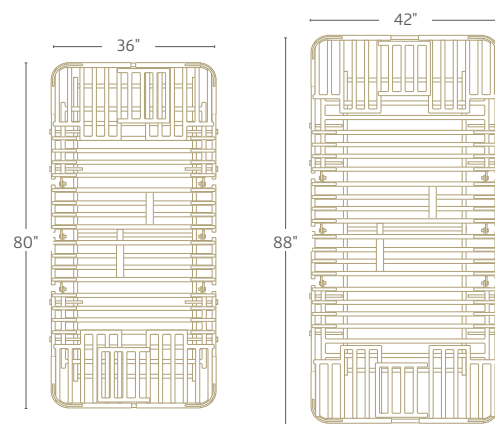
Product specifications

Height range	7.25" to 30.25"
Bed deck dimensions	36/39/42" W x 80/84/88" L
Overall length	91"
Weight capacity	600-lbs.
Movement styles	Head, knee hinge, high-low, Trendelenburg, reverse Trendelenburg, chair
Deck style	Rib
Rolling position	Move at any height
Motors	4 DC
Casters	Locking, tracking
Horizontal movement	No horizontal movement when raising or lowering
Battery backup	Standard

Warranty information

Electrical components	5 years
Bed frame	15 years
Welds	Lifetime

Bed Deck minimum and maximum size:



Ideal for:



Skilled nursing facilities



Assisted living facilities



Nursing homes



Hospices




Width and length extenders are standard




OneTouchLock™ makes it easy to secure the casters for stationary positioning



Five-function hand pendant comes standard



Built-in prop stand holds up bed deck head section during motor maintenance



Convenient LED under bed lights assist with nighttime transitions and help limit falls



Battery backup keeps all functions operational in the event of a power outage



Alterra™ 1385

High-low, full-electric bed

Resident safety

OneTouchLock™ feature secures the bed and prevents rolling. A low height of 7.75" helps prevent injuries with high fall-risk residents. All Alterra beds meet the entrapment guidelines of the FDA.

Safer patient handling

Caregivers can reduce back injury risks by raising the Alterra 1385 to a full 29.88".

Performance

Top-of-the-line parallel electronics system is exceptionally smooth and quiet. Perfectly synchronized high-low motors keep the bed deck level even after frequent, long-term use.

Battery backup helps during power outages, and the 500-lb. weight capacity accommodates heavier patients. Wall guard, mattress retainers and stability knobs for the headboard and footboard come standard.

Item number	Description
FCE1385B	Alterra 1385 Bed only
FCE1385NRQO	Alterra 1385 Economy Bed Package (includes Alterra 1385 bed, head/footboards in Traditional style, Solar Oak finish, mounting hardware)
FCE1385SRQO	Alterra 1385 Bed Package (includes Alterra 1385 bed, soft touch side rails, head/footboards in Traditional style, Solar Oak finish, mounting hardware)
FCE1385038	Alterra 1385 Staff Control Kit

For FCE1385B: Must order FCE1232HDW (mounting hardware) separately as it's not included with the purchase of the bed.

Product specifications

Height range	7.75" to 29.88"
Bed deck dimensions	35" W x 80" L
Overall length	87.5"
Weight capacity	500-lbs.
Movement styles	Head, knee hinge, high-low
Deck style	Combination grid/rib
Rolling position	Move at any height
Motors	4 DC
Casters	8 total, 4 locking
Horizontal movement	No horizontal movement when raising or lowering
Battery backup	Standard

Warranty information

Electrical components	5 years
Bed frame	15 years
Welds	Lifetime

Ideal for:



Skilled nursing facilities



Assisted living facilities



Nursing homes



Hospices



Premium motors for smooth vertical movement



OneTouchLock makes it easy to secure the casters for stationary positioning



Raises to 29.88" to help reduce risks of caregiver back injury



Battery backup helps during power outages



↑
MAX height
of 26"

↓
LOW height
of 7.25"

Side rails,
headboards
and footboards
sold separately

Alterra™ 1232

High-low, full-electric bed

Resident safety

A low height of only 7.25" helps reduce injuries from falling with high-risk patients. All Alterra beds meet the entrapment guidelines of the FDA.

Performance

Bed moves from lowest to highest height within 47 seconds and without any horizontal movement, eliminating wall damage. Battery backup helps during power outages. Wall guard, mattress retainers and stability knob for headboard and footboard come standard.

Strength

Built for resident and caregiver peace of mind — strong, quiet, safe and positionable. Combination grid/rib deck enhances comfort and strength, while preventing structure from sagging.

Item number	Description
FCE1232B	Alterra 1232 high-low bed only, with battery backup
FCE1232NRQO	Alterra 1232 Economy Bed Package (includes Alterra 1232 bed, head/footboards in Solar Oak finish, mounting hardware)
FCE1232SRQO	Alterra 1232 Bed Package (includes Alterra 1232 bed, head/footboards in Solar Oak finish, mounting hardware, soft touch side rails)
FCE1232QO	Alterra 1232 Bed Package (includes Alterra 1232 bed, head/footboards in Solar Oak finish, mounting hardware, head section assist rails, 4 mattress retainers)
FCE1232038	Alterra 1232 Staff Control Kit

For FCE1232B: Must Order FCE1232HDW (mounting hardware) separately as it's not included with the purchase of the bed.

Product specifications

Height range	7.25" to 26"
Bed deck dimensions	35" W x 80" L
Overall length	87.5"
Weight capacity	450-lbs.
Movement styles	Head, knee hinge, high-low
Deck style	Combination grid/rib
Rolling position	Move at any height
Motors	4 DC
Casters	8 total, 4 locking
Horizontal movement	No horizontal movement when raising or lowering
Battery backup	Standard

Warranty information

Electrical components	4 years
Bed frame	15 years
Welds	Lifetime

Ideal for:



Skilled nursing facilities



Assisted living facilities



Nursing homes



Hospices



Lowers to 7.25" for high fall-risk residents



Battery backup helps during power outages



Stability knobs ensure that the head and footboards are properly secured



↑
MAX height
of 26"

↓
LOW height
of 7.25"

Side rails,
headboards
and footboards
sold separately

Alterra™ 1130

Economic, high-low, full-electric bed

Cost effective

Provides positioning comfort with independent and simultaneous operation of the head, knee and hi-low functions. Strong, well-built and low-maintenance electric bed is suitable for most residents in long-term care facilities.

Resident safety

A low height of only 7.25" helps reduce injuries from falling with high-risk patients. All Alterra beds meet the entrapment guidelines of the FDA.

Performance

Lightweight bed was built for ease of use and transporting. Smooth performance with ultra-quiet, dependable DC motors that operate without any horizontal movement, eliminating wall damage. Wall guard, mattress retainers, and stability knobs for the headboard and footboard come standard.

Item number	Description
FCE1130B	Alterra 1130B high-low bed only
FCE1130SRQ0	Alterra 1130 bed package (Includes Alterra 1130 bed, soft touch side rails, head/footboards, in traditional style, solar oak finish, and mounting hardware)
FCE1232HDW	Mounting hardware for head and footboards

Head and footboard options: page 12

For FCE1130B: Must order FCE1232HDW (mounting hardware) separately as it's not included with the purchase of the bed.

Product specifications

Height range	7.25" to 26"
Bed deck dimensions	35" W x 80" L
Overall length	87.5"
Weight capacity	450-lbs.
Movement styles	Head, knee hinge, high-low
Deck style	Combination grid/rib
Rolling position	Move at any height
Motors	4 DC
Casters	8 total, 4 locking
Horizontal movement	No horizontal movement when raising or lowering
Battery backup	Not available

Warranty information

Electrical components	3 years
Bed frame	15 years
Welds	Lifetime

Ideal for:



Skilled nursing facilities



Assisted living facilities



Nursing homes



Hospices



Wall guard near the head section helps prevent damage



Actuator cable plugs match the color of their corresponding ports for easier maintenance



Mattress retainers keep the mattress in place for safer transfer in and out of bed.

Headboards and footboards

At Home™ by Medline

Help residents feel right at home. Solid wood headboards and footboards add the perfect finishing touch to a resident room. With our wide selection, you're sure to find ideal finishes to complement your décor.



- Solid wood mounts directly to any Medline Alterra™ long-term care bed
- 36"-, 39"- and 42"- wide and 11 finish options
- Available with a recessed opening to flush mount a staff control keypad (sold separately—see page 14)

Item number	Description
FCEHB36	36" Headboard Only
FCEFB36	36" Footboard Only
FCEFB36D	36" Footboard with Staff Control Cutout (Staff Control sold separately)
FCEFB36DN	36" Footboard with Staff Control Cutout for Alterra Maxx (FCEMAXX37 sold separately)
FCEHB39	39" Headboard Only
FCEFB39	39" Footboard Only
FCEFB39D	39" Footboard with Staff Control Cutout (Staff Control sold separately)
FCEFB39DN	39" Footboard with Staff Control Cutout for Alterra Maxx (FCEMAXX37 sold separately)
FCEHB42	42" Headboard Only
FCEFB42	42" Footboard Only
FCEFB42D	42" Footboard with Staff Control Cutout (Staff Control sold separately)
FCEFB42DN	42" Footboard with Staff Control Cutout for Alterra Maxx (FCEMAXX37 sold separately)
FCE1232038	Alterra 1232 Staff Control Kit
FCE1385038	Alterra 1385 Staff Control Kit
FCEMAXX37	Alterra Maxx Staff Control Kit

Made to order. Ask your Medline Representative about lead times.

Standard finishes



Colors are reproduced as faithfully as printing processes allow. To ensure 100% satisfaction, please call your Medline Representative for swatch samples.



Ask your Medline Representative about our matching dressers, overbed tables, nightstands and more.

Headboards and footboards

Custom-made just for your facility.

Create a polished look and differentiate your facility with custom headboards and footboards. We offer a variety of finishes and styles, from traditional to modern, to match your room furnishings.



Style	Headboard and footboard set			Headboard and footboard set with staff control cutout		
	36" Wide	39" Wide	42" Wide	36" Wide	39" Wide	42" Wide
Avalon	FCET01RHFAV	FCET01RHFAVW	FCETRHFVAVXW	FCE36AVS	FCE39AVS	FCE42AVS
Classic	FCET01RHFCL	FCET01RHFCLW	FCERHFCLXW	FCE36CLS	FCE39CLS	FCE42CLS
Modern	MDRT01HFB	MDRT01HFBW	MDRT01HFBXW	FCE36MDS	FCE39MDS	FCE42MDS
Traditional	FCET01RHF	FCET01RHFW	FCET01RHFXW	FCE36TRS	FCE39TRS	FCE42TRS
				FCE36TRSMAX*	FCE39TRSMAX*	FCE42TRSMAX*
Transitional	FCET01RHFTTR	FCET01RHFTRW	FCERHFTRXW	FCE36TNS	FCE39TNS	FCE42TNS

Made to order. Ask your Medline Representative about lead times.

*For Alterra Maxx with staff control, please use these items.

Quick ship headboards and footboards

Delivered in 5–7 business days; staff control not available.

Item	Style	Finish	Size
FCET01RHFAVO	Avalon	Solar Oak	36"
MDRT01HFBEM	Modern	Empire Mahogany	36"
FCET01RHFCHR	Traditional	American Cherry	36"
FCE1232RHFQ02	Traditional	Solar Oak	36"

Mounting hardware (FCE1232HDW) must be ordered separately with all head and footboard combinations except the Alterra Maxx (FCEALTMAXX).

Standard finishes



Colors are reproduced as faithfully as printing processes allow. To ensure 100% satisfaction, please call your Medline Representative for swatch samples.

Bed accessories

Our extensive range of bed accessories complement our long-term care beds. Your Medline representative can help you determine the best options to meet your specific needs.



Staff control

(FCE1232038/FCE1385038/
FCEMAXX37)*

This convenient control is mounted into the footboard of Alterra™ beds and allows staff members to lock any or all bed functions to make the bed safer for select residents. Item numbers vary by bed, please see below.

*Staff Control is ordered as item FCEMAXX37 for Alterra Maxx bed (see pg. 5), item FCE1385038 for Alterra 1385 bed (see pg. 7).



Assist bar

(FCE1232ABN)

This positioning aid has a cane shape that is easy to grip for elderly patients, when rolling over or getting in and out of bed. Also swings away for easier patient transfer.



Soft-touch assist rails

(FCE1232RSRN)

These steel rails have a coating that is soft to the touch and offer a less institutional look. They're comfortable to grip when rolling over or getting in and out of bed.

These assist rails can be mounted either on the head section or the foot section of the bed deck.



Standard assist rails

(FCE1232RSR)

These 29" assist rails are long enough to cover the entire head section of the bed and offer additional protection for patients at a high risk for falls.

They can only be mounted to the head section of the bed deck.



Quick-release side rails (FCEQRSIDE)

Quick-release side rails for Alterra beds are comfortable to grip when rolling over or getting in and out of bed.

These soft-touch, blow-molded side rails can easily be attached and detached for staff convenience.

Note: Not available for FCE1130B.



Extra-tall assist rails (FCE1232RSRXT)

Low air loss mattresses are generally between 10" and 12" thick, about the same height as standard bed rails. Our extra-tall rails are the perfect complement for low air loss mattresses.

These assist rails can be mounted either on the head section or on the foot section of the bed deck.



Mounted trapeze

(Mounting Kit: FCE1232TPZ;
Trapeze: MDS8061ST)

Our trapeze adapter kit is mounted on the bed's frame so that it can move up and down with the bed, allowing the trapeze to be used at any height.

Note: Trapeze Bar Attachment for FCE1385, FCE1232, and FCE1130. Trapeze Bar and Mounting Kit must be ordered together.

Not available for Alterra Maxx.



Bed extenders

(Length: FCE1232EXT; Width: FCE42KIT)

Length extenders modify the bed from 80" to 84" to accommodate taller residents.

Width extenders modify the bed deck from 36" to 42" wide.

Note: Available for FCE1232B and FCE1385B. Alterra™ Maxx features built-in width and length extenders.

Not available for FCE1130B.


Ask your Medline representative about our wide variety of mattresses, matching case goods and linens.

Service plans for long-term care beds

Pulling each bed from a resident room. Performing maintenance and servicing. Then putting it back. It all adds up to days of staff time.

There's a better way.

Our bed service plans keep minor issues from becoming larger problems. Expert technicians from Certified Centers of Excellence (ISO 13485, 900) guarantee your beds operate properly for 12 months after your service, regardless of bed age. So you can make the most of your bed investment.



Choose the plan that's right for you

Annual preventive maintenance plans

- Full inspection and lubrication of moving parts to ensure proper operation
- Complete functional check of all electronics, mechanical components and rails

Ordering information

Item number	Number of beds
FCESRVPLP1	5–20
FCESRVPLP2	21–50
FCESRVPLP3	51–100
FCESRVPLP4	100+

Hourly rates for troubleshooting or repairing a bed apply. Mileage fee applies if service is greater than 120 miles from our nearest service center. Contact your Medline representative for more information.

Annual full-service plans

All the advantages of the Preventive Maintenance Plan, plus unlimited troubleshooting and repair hours—ideal for equipment that's past warranty.

Ordering information

Item number	Number of beds
FCESRVPLFS1	5–20
FCESRVPLFS2	21–50
FCESRVPLFS3	51–100
FCESRVPLFS4	100+

Mileage fee applies if service is greater than 120 miles from our nearest service center.

Ask your Medline representative about pricing.

Your complete capital planning and services solution

We design, deliver and install.

From designing and choosing product, to delivery and installation, our experts work closely with you to make your capital purchases easy.

Free design assistance

From space planning to product and fabric selection

We'll evaluate your space and develop a custom layout

- Layouts that make the most of your space, creating the best environment to meet your needs, from a single room to an entire facility
- Product recommendations
- Color schemes and fabric recommendations
- 3D renderings
- Detailed quote

Simplified shopping

With Medline's Capital Quote Tool

Compare equipment options, quickly and easily. Visit [MedlineCapitalQuote.com](https://www.medline.com/capitalquote) to start browsing product.

- Choose from premium Medline products and other national brands
- Browse virtual rooms or search for specific items
- Choose product images to add to your quote
- Request a quote directly through the tool

Delivery and installation

With white glove service

Unique receiving needs? No problem.

We'll help coordinate:

- Warehousing and consolidation
- Assembly: pre-delivery or during installation
- Delivery: dock-to-dock*, lift-gate**, or inside to a specific location
- Unpacking and installation including wall-mounting
- Old equipment removal
- Garbage removal with dumpster

* Let us know if our 53-ft. carrier won't fit in your dock. Additional charges apply if we have to return to our hub, put your equipment on a smaller truck and attempt a second delivery.

** Lift gates must be requested when ordering as not all of our trucks have them.

World class service, delivered

You found the beds you need. Now how do you get them delivered quickly and installed with minimum disruption? We can help.

From schedule coordination to old equipment removal, our team of experts will handle everything. Contact your Medline representative for a complete list of our capabilities.

Ordering guide

Choose your bed

- ☐ Alterra™ Maxx expandable high-low bed
- ☐ Alterra™ 1385 high-low bed
- ☐ Alterra™ 1232 high-low bed
- ☐ Alterra™ Economic 1130 high-low bed

Choose your headboard and footboard

☐ At Home by Medline

- ☐ Headboard only
- ☐ Footboard only
- ☐ Footboard with staff control cutout*

Width

- ☐ 36"
- ☐ 39"
- ☐ 42"

Finish

- ☐ Prairie Gray
- ☐ Cordovan
- ☐ Deep Forest
- ☐ Harvest Brown
- ☐ Millwork Cherry
- ☐ Warm Walnut
- ☐ Riverwood
- ☐ Planked Elm
- ☐ Spiced Cherry
- ☐ Canyon Oak
- ☐ Asian Walnut

☐ Custom

- ☐ Headboard and footboard set
- ☐ Headboard and footboard set with staff control cutout*

Width

- ☐ 36"
- ☐ 39"
- ☐ 42"

Style

- ☐ Avalon
- ☐ Classic
- ☐ Modern
- ☐ Traditional
- ☐ Transitional

Finish

- ☐ Solar Oak
- ☐ Kensington Maple
- ☐ Empire Mahogany
- ☐ American Cherry
- ☐ Walnut

☐ Quick ship headboard and footboard set

Width

- ☐ 36"

Style and Finish

- ☐ Avalon/Solar Oak
- ☐ Modern/Empire Mahogany
- ☐ Traditional/American Cherry
- ☐ Traditional/Solar Oak

Choose your hardware

☐ Mounting hardware for headboards and footboards

Must order for Alterra 1385, 1232 and 1100 headboards and footboards.

Comes standard with the Alterra Maxx.

Mounting hardware kit includes mattress retainers, "L" brackets and mounting screws for headboard and footboards.

Choose your accessories

	Alterra Maxx	Alterra 1385	Alterra 1232	Alterra 1130
Staff control kits <small>Note: Quick ship option not compatible with Staff Control kit</small>				
<input type="checkbox"/> For Alterra Maxx expandable high-low bed	<div><div></div><div>FCEMAXX37</div></div>			
<input type="checkbox"/> For Alterra 1385 high-low bed		<div><div></div><div>FCE1385038</div></div>		
<input type="checkbox"/> For Alterra 1232 high-low bed			<div><div></div><div>FCE1232038</div></div>	
Rails and assist				
<input type="checkbox"/> Assist bar	<div><div></div></div>	<div><div></div></div>	<div><div></div></div>	<div><div></div></div>
<input type="checkbox"/> Soft-touch assist rails	<div><div></div></div>	<div><div></div></div>	<div><div></div></div>	<div><div></div></div>
<input type="checkbox"/> Standard assist rails	<div><div></div></div>	<div><div></div></div>	<div><div></div></div>	<div><div></div></div>
<input type="checkbox"/> Quick-release side rails	<div><div></div></div>	<div><div></div></div>	<div><div></div></div>	
<input type="checkbox"/> Extra-tall assist rails	<div><div></div></div>	<div><div></div></div>	<div><div></div></div>	<div><div></div></div>
<input type="checkbox"/> Trapeze adapter kit		<div><div></div></div>	<div><div></div></div>	<div><div></div></div>
<input type="checkbox"/> Trapeze		<div><div></div></div>	<div><div></div></div>	<div><div></div></div>
Bed extenders				
<input type="checkbox"/> Length extender (to 84")	<div><div></div><div>Extenders built in</div></div>	<div><div></div></div>	<div><div></div></div>	
<input type="checkbox"/> Width extender (to 42")		<div><div></div></div>	<div><div></div></div>	
5-function hand pendant				
<input type="checkbox"/> For Alterra 1385 high-low bed	<div><div></div><div>Comes standard with bed</div></div>	<div><div></div><div>FCE1385034</div></div>		
<input type="checkbox"/> For Alterra 1232 high-low bed			<div><div></div><div>FCE1232034</div></div>	

Alterra Maxx bed comes standard with integrated width and length extensions, 5-function hand pendant, mounting hardware, wall guard, LED underbed lights, head section kickstand and mattress retainers.

Staff control not available on FCE1130 beds.

Choose your delivery & installation

- ☐ Warehousing and consolidation
- ☐ Assembly and installation

Delivery

- ☐ Dock to dock
- ☐ Lift gate
- ☐ Inside delivery

Choose your service plan

☐ Annual preventive maintenance plans

Number of beds

- ☐ 5-20
- ☐ 21-50
- ☐ 51-100
- ☐ 101+

☐ Annual full-service plan

Number of beds

- ☐ 5-20
- ☐ 21-50
- ☐ 51-100
- ☐ 101+

We can help furnish an entire room— beyond the bed

Need a matching nightstand, recliner, armoire, complimentary artwork or other accessories? No problem. We can help—from selection to delivery and setup. Contact your Medline representative for details.



The products featured in this catalog are only a portion of our furnishings offering. Visit [medline.com](https://www.medline.com) to view our comprehensive selection.



**We make
healthcare
run better™**

Medline Industries, Inc.

Three Lakes Drive, Northfield, IL 60093
Medline United States | 1-800-MEDLINE (633-5463)
[medline.com](https://www.medline.com) | info@medline.com

Medline Canada

1-800-268-2848 | [medline.ca](https://www.medline.ca) | canada@medline.com

Medline México

01-800-831-0898 | [medlinemexico.com](https://www.medlinemexico.com) | mexico@medline.com

Follow us

