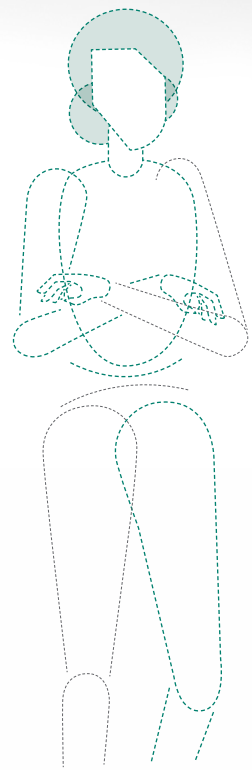




EMPRESA

FEATURING FLOORBED TECHNOLOGY



A true **all-rounder**
for your **nursing bed** needs

Accora

EMPRESA™

FEATURING FLOORBED TECHNOLOGY

Helping you deliver **exceptional clinical outcomes** and improved safety



Your choice of nursing bed doesn't have to be a compromise

Even with the diverse demands of clinical care, staff and resident safety, and efficiency – we've managed to bring these all together in the **Empresa** bed.

Incorporating essential clinical features to aid safe nursing and residents' independence, the **Empresa** bed has people at the heart of its design.



Proven solution for falls management

Class beating FloorBed® technology

With falls as the leading cause of death and serious injury in older people,¹ our floor level capability provides proven effectiveness in the management of bed falls and prevention of associated injuries.² Height is a crucial factor in bed selection; the impact force of a fall from a bed at 3.9 inches is 50% lower than at 8 inches.³



Summary of product evaluation results

Description	Baseline	Post FloorBed	Trend
Residents who fell	9 (of 12)	5 (of 12)	≈ 44%
Falls in bedroom (excl. bath)	15	3	≈ 80%
Notable injury and/or required diagnostic/medical intervention	2	0	≈ 100%
Falls from bed	7	0	≈ 100%

Increased safety

Where residents need extra protection, the addition of a high safety mat can help reduce the risk of falls even further, by transforming a potential fall into a simple roll.



80%

Falls within the bedroom were reduced by 80% and falls from the bed were eliminated²


EMPRESA™

FEATURING FLOORBED TECHNOLOGY

Your **first line of defense**
in pressure area care

Dynamic BodyMove™ system

Caregiving is complemented by our BodyMove™ technology, helping form part of your vital toolkit in the prevention of tissue damage.



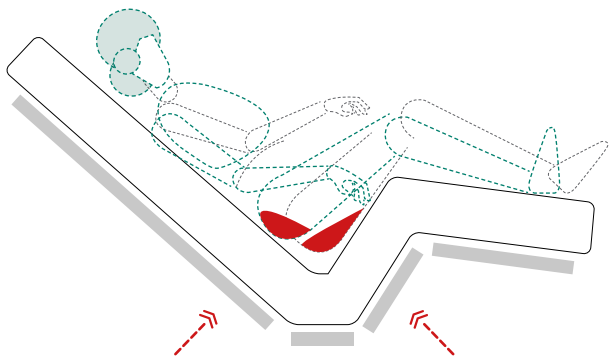
When moving from a supine to sitting position in bed, the body naturally lengthens. Empresa's BodyMove™ auto-regression feature accommodates this change, so not only does it help with pressure distribution and reduction of shear for enhanced wound care support, it improves comfort too.

Prolonged mechanical loading of soft tissues covering bony prominences, such as when an individual is in bed, may lead to degeneration of skeletal muscle tissue.

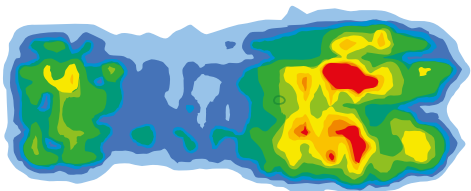
Pressure redistribution and repositioning of an individual is undertaken to reduce the duration and magnitude of pressure over vulnerable areas of the body.⁵

23% Reduction in average pressure over the sacral area, when compared to a standard nursing bed⁴

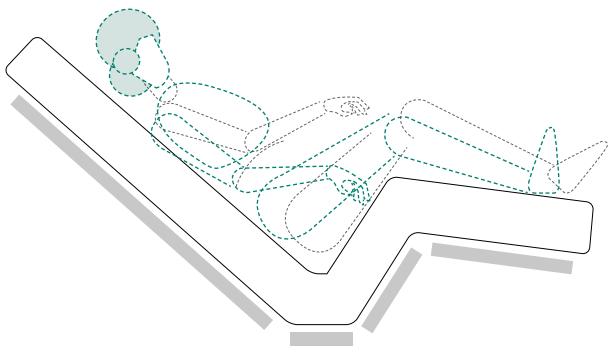
Lower interface pressures



No regression increases friction and shear

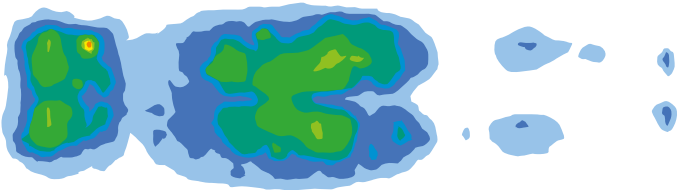


Pressure map showing no regression

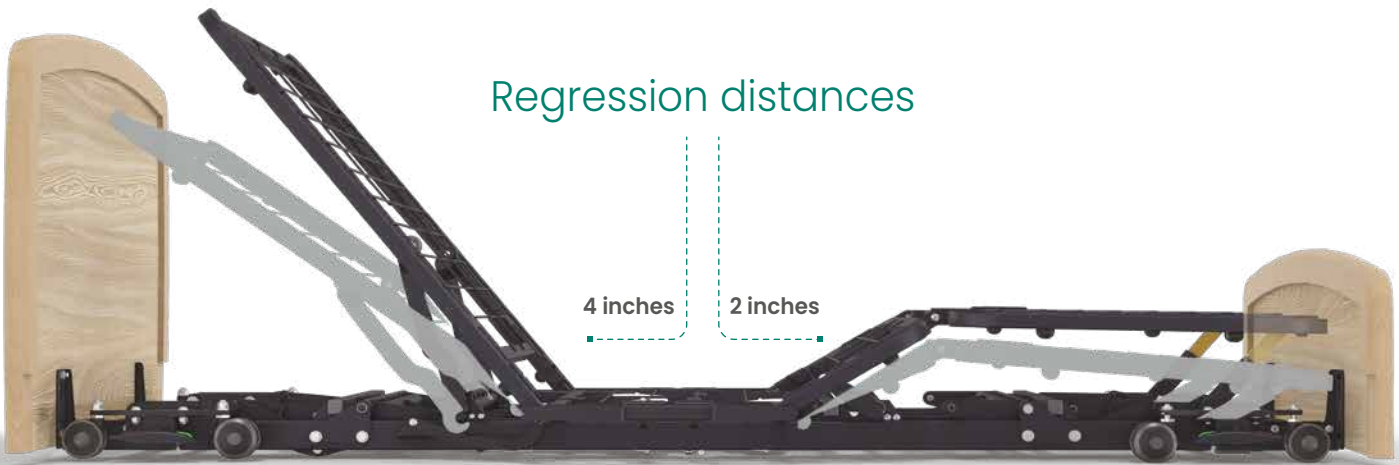


4 inches | 2 inches

BodyMove™ regression reduces friction and shear



Pressure map showing BodyMove™ regression



Regression distances

4 inches

2 inches



"This bed does
things others
beds don't do"

Anastasia Branson, CNA, Liberty Hospice

EMPRESA™

FEATURING FLOORBED TECHNOLOGY

Human factors at the center of design

Driven by an understanding of your requirements, a range of integrated functionality comes as standard to support caregiving and make your life easier.



Ergonomic handling

Pre-programmed “one-touch care”

Easy positioning of residents at one touch of a button, helps negate the need for lifting and saves staff time and effort. Comfortable to hold handset, accessible from anywhere around the bed.

32” bed height

Full height adjustment for caregiver safety and aiding the delivery of high quality care to residents.



Full nursing height



Care position



Comfort position


Safety first

Lockout feature

Prevents unauthorized and inadvertent use of the handset.

Auto safety-stop

Inhibits bed from being lowered below 8 inches, without caregiver action.



Tandem castors with UniSafe™ braking system

Bed rolls effortlessly and needs only a single press of a pedal to secure each set of brakes.

Frame-mounted trapeze

Ensures clear access under the bed for placement of equipment.

Quick release, removable assist bar

Facilitates bed mobility and transfers.





"...I can sit her [mom]
up much better and
I have one button to
make it level again
which saves me time"

Anastasia Branson, CNA, Liberty Hospice

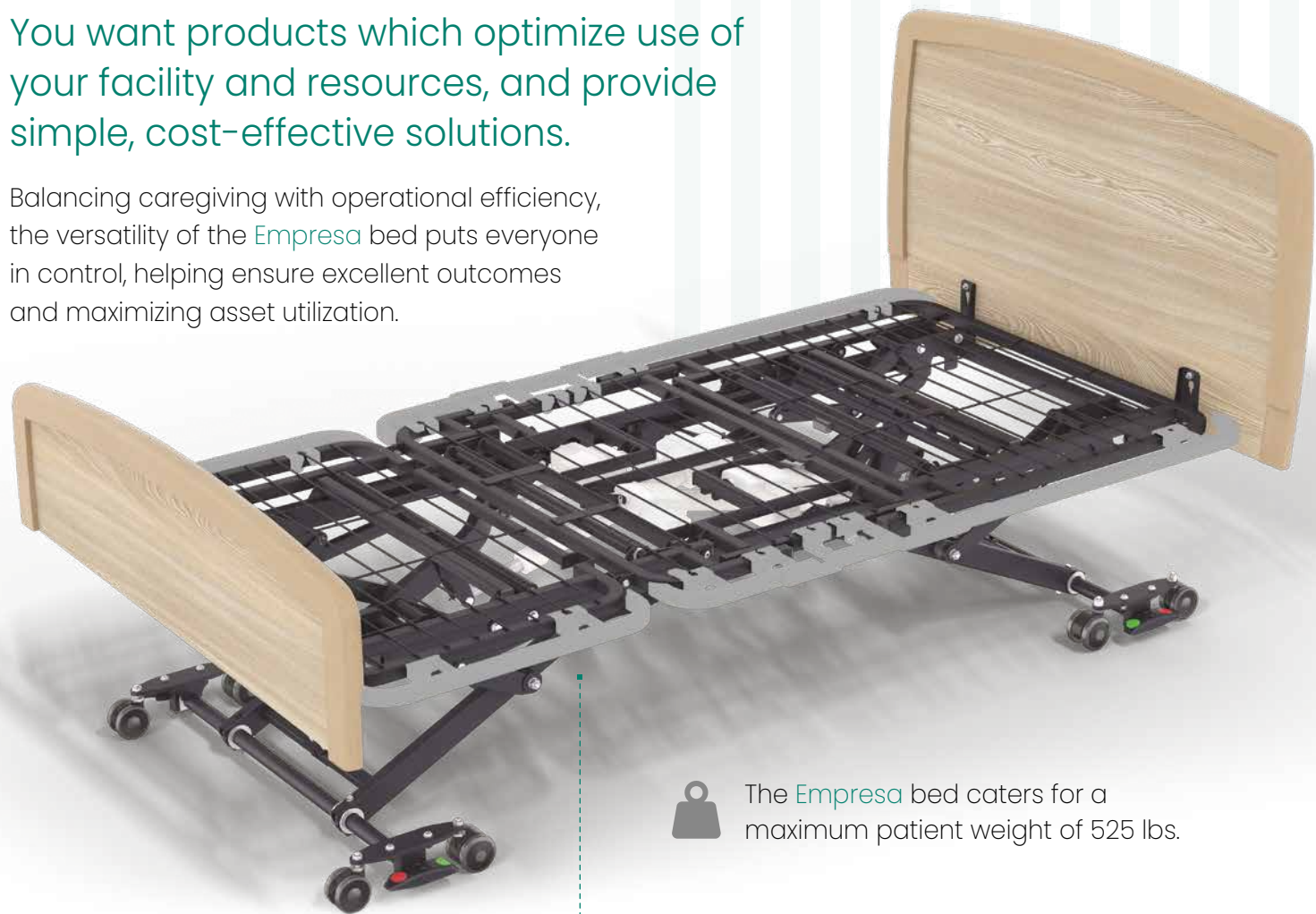
EMPRESA™

FEATURING FLOORBED TECHNOLOGY

Right product, right time, right place

You want products which optimize use of your facility and resources, and provide simple, cost-effective solutions.

Balancing caregiving with operational efficiency, the versatility of the [Empresa](#) bed puts everyone in control, helping ensure excellent outcomes and maximizing asset utilization.



The [Empresa](#) bed caters for a maximum patient weight of 525 lbs.

Expandable width and length

Having the option to adjust the length and width of the [Empresa](#) bed, together with a wide range of universal accessories means you can utilize assets fully, with less risk of downtime, even when the profile of your residents changes.



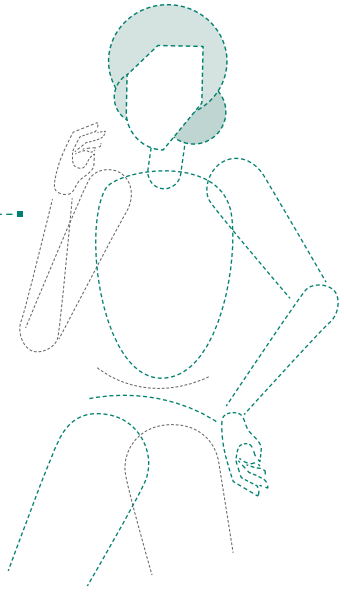
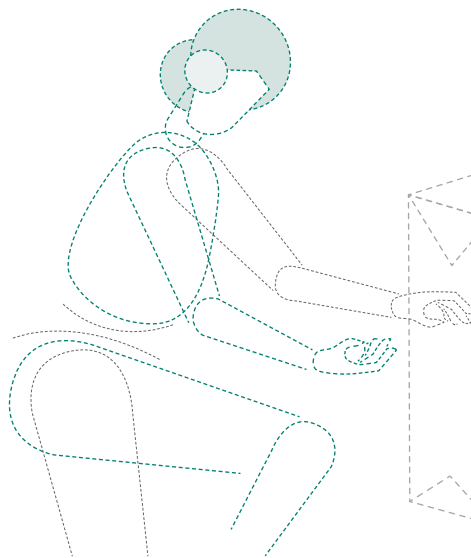
Raises vertically

Uses a vertical lift mechanism to raise the bed, reducing space demands and helping prevent damage to walls.



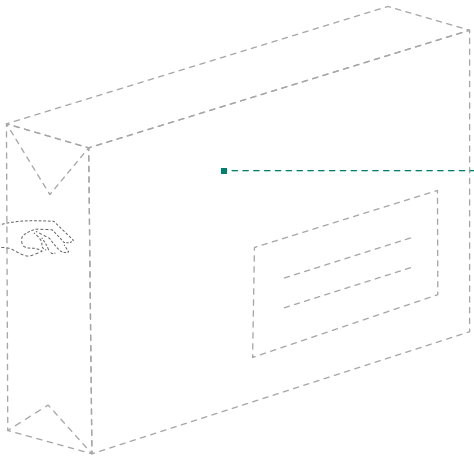
Simplified decision making

The [Empresa](#) bed enables you to standardize on bed choice, helping to streamline procurement, reduce training needs and future-proof your requirements.



Rapid delivery and set up


Next day shipping ensures you have the bed where and when you need it. Delivered boxed for easy handling, assembly is quick and simple.




Quick ship wood **designs**




Available **accessories**



Quick ship wood **finishes**



Full range of head board **options**




Technical specification

Overall dimensions	40 in width x 82.3 in length
Mattress size standard width	36 in width x 80 in length
Mattress size with width extension	42 in width x 80 in length
Mattress size with length extension	84 in length
Mattress platform height	3.9 in to 31.5 in
UniSafe braking system	2 sets of brakes, each secure 4 castors
8 castors	4 lockable castors; 4 castors to aid maneuverability
Castor diameter	2.5 in
Maximum trapeze load	165 lbs
Auto regression	BodyMove technology
Backrest max. angle	70 degrees
Legrest max. angle	36 degrees
Trendelenburg function	12 degrees
Liquid ingress protection	IPX6
Safe working load	600 lbs
Max. patient weight	525 lbs
Bed weight	265 lbs
Warranty	Frame: 12 years Electric/parts: 4 years

Other wood finish options available.

Only Arc and Skandi head boards available as quick ship options



References

- 1. McCarthy M. Falls are leading cause of injury deaths among older people, US study finds. BMJ. 2016; 354. <https://doi.org/10.1136/bmj.j5190>. [Accessed March 2021]
- 2. Lutheran Home. FloorBed: resident falls analysis. Interim report. February 2019
- 3. Zaphir J (2014) Lowest heights of floor level beds: fall velocity and impact force analysis and resulting injuries. Available from https://vital.net.au/sites/default/files/zaphir_study_2014_-_bed_height_impact.pdf [Accessed 5th May 2021]
- 4. Data on file. February 2021
- 5. Black J et al (2007) National pressure ulcer advisory panel's updated pressure ulcer staging system. Dermatol. Nurs. 19(4):343–349. Available from <https://link.springer.com/content/pdf/10.1007/s10439-010-0002-x.pdf>. [Accessed 3rd May 2021]

* and ™ are trademarks of Accora Limited. As our policy is one of continuous improvement, we reserve the right to modify designs without prior notice.

Accora Inc.
9210 Corporate Blvd. Suite 120, Rockville, MD 20850
T: 301 560 2400 **E:** information@accora.care **W:** accora.care

Manufactured by
 Accora Ltd Charter House, Barrington Road, Orwell, Cambridge SG8 5QP
T: +44 (0)1223 206 100 **E:** info@accora.care **W:** www.accora.care

Accora