



 **Aqua Creek Products**
THE LEADERS IN RECREATION, FITNESS, AND ABILITY!

**21st EDITION
PRODUCT
CATALOG**

AFFORDABLE ADA ACCESS | AQUATIC EXERCISE
DOCK ACCESS | BEACH ACCESS | AND MORE





Aqua Creek Products has been manufacturing high quality aquatic access equipment since 2002. With decades of combined experience, our staff is dedicated to helping you find the right solution for your pool and spa access needs.

Our small American company is well known for our industry-preferred products, superior warranties, and outstanding customer service.

Aqua Creek strives to bring affordable, reliable access to everyone. We currently offer several pool and spa lifts, allowing for a wide variety of access solutions. We are constantly evolving and improving the quality and usability of our products.

We are first and foremost a manufacturer of aquatic access equipment and we do not sell directly to the public. However, we do have a well-established dealer network whose members are happy to assist you with your purchase.




Contact us by visiting our "Find a Dealer" page or call us at 888-687-3552 and we will direct you to your local dealer.

We thank you for your interest in our products. We look forward to working with you to get the access you need.

Best regards,
Aqua Creek Products LLC

POOL LIFT QUICK REFERENCE GUIDE

Use this quick reference guide to find the lift that best fits the needs of you and your customers

LIFT MODEL	PAGE	 ADA COMPLIANT	 UL CERTIFIED	 CE CERTIFIED	ABOVE GROUND	IN GROUND	WEIGHT CAPACITY
Ranger 2	6	✓	✓	✓	✗	✓	350 lbs
Admiral	7	✓	✓	✓	✗	✓	450 lbs
Ambassador	8	✓	✗	✗	✗	✓	300 lbs
Patriot	9	✓	✗	✓	✗	✓	375 lbs
Portable Pro Pool	10	✗	✗	✓	✗	✓	350 lbs
Scout 2	11	✓	✓	✓	✓	✓	375 lbs*
Mighty 400	12	✓	✓	✓	✓	✓	400 lbs
Mighty 600	13	✓	✓	✓	✓	✓	600 lbs
Revolution	14	✓	✓	✓	✓	✓	500 lbs
Titan 600	14	✓	✗	✓	✗	✓	600 lbs
Spa Lift Elite (68)	15	✓	✓	✓	✓	✗	300 lbs
Spa Lift Ultra (51)	16	✓	✓	✓	✓	✗	400 lbs
EZ 2	17	✗	✗	✗	✓	✓	400 lbs
Power EZ 2	17	✗	✗	✓	✓	✓	400 lbs
Super Power EZ	18	✗	✗	✓	✓	✗	400 lbs

*Refer to respective lift pages for weight capacity exceptions



06

PRO SERIES LIFTS

Affordable home and commercial pool and spa access. The Pro Series features a low profile design ideal for smaller pools & spas.



11

REVOLUTION SERIES LIFTS

Able to rotate 360 degrees in either direction, providing versatility and accessibility. Designed to be self-operated by the individual user.



15

SPA SERIES LIFTS

Fully powered, ADA compliant lifts designed especially to provide access to elevated pools & spas. Capable of clearing up to 68 inches.



17

EZ SERIES LIFTS

The EZ lifts are an affordable series of lifts both manually & battery operated designed for residential use. These lifts are great for both in and above ground pools. Also great as a boat access lift!



19

AQUATIC WHEELCHAIRS

Providing access for pools with ramps or sloped entries, these stainless steel or exceptionally strong PVC chairs make your access easier than ever.



21

AQUATIC EXERCISE & TRAINING

Aquatic exercise equipment, platforms, and walkers designed to provide stability and security. Versatile products that are great for beginning swimmers, aqua therapy patients, and individuals looking for a low impact way to get fit.



25

BEACH ACCESS & SHOWER CHAIRS

Lightweight, all-terrain beach chair allows access to sand, snow, and other soft soils. Sturdy PVC chairs designed to provide easy access to facility showers and commodes.



27

THE BUBBA II

Repair your multi-port pool filter valves quickly, easily, and safely with the Bubba II.

RANGER 2



The Ranger 2 is the new version of our extremely popular lift, The Ranger. This new ADA compliant lift features a field reversible design, 350 pound weight capacity, UL Certification, and comes standard with a 14 inch deck to water draft.

The Ranger 2 is constructed of stainless steel with a durable powder coat finish in your choice of colors; standard white, gray, or tan. Seats and footrests are also available with color options in standard blue, white, gray, and tan.

The Ranger 2 is available with the same solar charging station, anchoring systems, and colored covers to match the lift. Aqua Creek offers the best warranties in the industry, with a 5 year structural and 5 year prorated electronics warranty. Ships fully assembled and ready to install.

U.S. Patent Nos.
7,249,386 B2 & D507,769S



ITEM # DESCRIPTION

F-RNGR2 Ranger 2 Lift, no anchor

ACCENT COLORS

Available in a variety of accent and powder coat colors



*Blue seat standard (not a powder coat option)

FEATURES:

- UL Certified
- 350 lb. (160 kg) weight capacity
- Setback range 14.5" - 19" (37 - 48 cm)
- Water draft 14"
- Field Reversible
- Adjustable base plate
- Flip up armrest
- All stainless steel construction
- Durable powder coat finish
- Rechargeable battery & wall mount charger
- Five year pro-rated electronics warranty
- Five year structural warranty

OPTIONS/ACCESSORIES:

F-04CAJP	Anchor kit, standard with 4" inserts
F-08CAJP	Anchor kit, standard with 8" inserts for use with pavers
F-046QAB-AT1	Anchor kit, quick attach with 4" inserts
F-40220-AT1	Anchor kit, wood deck applications
F-120PPC	Cover, standard lockable, blue
F-120PPC-G	Cover, standard lockable, gray
F-120PPC-T	Cover, standard lockable, tan
F-AACA	Adjustable seat pole
F-423CS	Chest strap
F-019CA	Cycle attachment
F-422PLH-2	Headrest
F-LRB	Pull-out leg rest (color options available)
F-044SCH	Solar charging station
F-428HT	Transport cart





ADMIRAL



U.S. Patent Nos.
7,249,386 B2 & D507,769S

The Admiral is a 450 pound capacity, UL Certified pool lift. This lift maintains the same heavy duty, compact design as the Original Pro Pool Series lifts along with new features. The Admiral is field reversible and comes standard with an adjustable seat arm to accommodate wheelchairs of different heights. The new adjustable base plate also provides additional flexibility in pools with larger water drafts or setbacks.

The Admiral lift is ADA compliant and constructed of stainless steel with a durable powder coat finish in your choice of colors; standard white, gray, or tan. Seats and footrests are also available with color options in standard blue, white, gray, and tan.

The Admiral is available with the same solar charging station, anchoring systems, and colored covers to match the lift. Aqua Creek offers the best warranties in the industry, with a 5 year structural and 5 year prorated electronics warranty. Ships fully assembled and ready to install.

ACCENT COLORS

Available in a variety of accent and powder coat colors



*Blue seat standard (not a powder coat option)



ITEM

F-ADMRL

DESCRIPTION

The Admiral Lift, no anchor

FEATURES:

- UL Certified
- 450 lb. (204 kg) weight capacity
- Setback range 14.5" - 19" (37 - 48 cm)
- Adjustable seat pole
- Field Reversible
- Adjustable base plate
- Flip up armrest
- All stainless steel construction
- Durable powder coat finish
- Rechargeable battery & wall mount charger
- Five year pro-rated electronics warranty
- Five year structural warranty

OPTIONS/ACCESSORIES:

F-04CAJP	Anchor kit, standard with 4" inserts
F-08CAJP	Anchor kit, standard with 8" inserts for use with pavers
F-046QAB-AT1	Anchor kit, quick attach with 4" inserts
F-40220-AT1	Anchor kit, wood deck applications
F-120PPC	Cover, standard lockable, blue
F-120PPC-G	Cover, standard lockable, gray
F-120PPC-T	Cover, standard lockable, tan
F-423CS	Chest strap
F-019CA	Cycle attachment
F-422PLH-2	Headrest
F-LRB	Pull-out leg rest (color options available)
F-044SCH	Solar charging station
F-428HT	Transport cart

AMBASSADOR



The Ambassador Lift features additional reach allowing clearance for wide gutters and spa benches. This extended reach can also clear a curb or pool wall, making this lift ideal for raised perimeter pools and spas. It comes with a 300 pound weight capacity, higher seat for easier wheelchair transfers, and increased setback with a max water draft (deck to water) of 10 inches.

The Ambassador is constructed of stainless steel with a durable powder coat finish in your choice of colors; standard white, gray, or tan. Seats and footrests are also available with color options in standard blue, white, gray, and tan.

This ADA complaint lift is available with a solar charging station and has a 5 year structural and 5 year prorated electronics warranty. Ships fully assembled and ready to install.

ITEM

DESCRIPTION

F-PPXRD-NA	Ambassador Lift, Deep Draft, no anchor
F-PPXRD-R	Ambassador Lift, Reverse, no anchor

ACCENT COLORS

Available in a variety of accent and powder coat colors



*Blue seat standard (not a powder coat option)

OPTIONS/ACCESSORIES:

F-910SAJP	Anchor kit, standard with 4" inserts
F-910SAJP-8	Anchor kit, standard with 8" inserts for use with pavers
F-120PPC	Cover, standard lockable, blue
F-120PPC-G	Cover, standard lockable, gray
F-120PPC-T	Cover, standard lockable, tan
F-423CS	Chest strap
F-019CA	Cycle attachment
F-422PLH-2	Headrest
F-044SCH	Solar charging station
F-914STC	Transport cart

FEATURES:

- 300 lb. (136 kg) weight capacity
- Independent third party verified to meet ADA standards
- Setback range 19" - 38" (48.5 - 96cm)
- Water draft 10"
- Clearances vary by wall height & width
- Pull-out leg rest standard
- Flip up armrest
- All stainless steel construction
- Durable powder coat finish
- Rechargeable battery & wall mount charger
- Five year pro-rated electronics warranty
- Five year structural warranty



U.S. Patent Nos.
7,249,386 B2 & D507,769S





PATRIOT



The Patriot Lift is the only completely portable aquatic lift that is independently verified to meet ADA guidelines. When deployed and ready for use, the Patriot Lift features a specifically designed seat allowing for easy lateral transfers from most wheelchairs. This gives full freedom of access to the individual. The Patriot maintains a 375 pound weight capacity.

ITEM

DESCRIPTION

F-12PPL-HD-AT1	Patriot Lift, with sand ballast system (sand not included)
F-12PPL-HD-AT2	Patriot Lift, with weight plates

ACCENT COLORS

Available in a variety of powder coat colors



Available in a variety of accent colors



OPTIONS/ACCESSORIES:

F-120PPC	Cover, standard lockable, blue
F-120PPC-G	Cover, standard lockable, gray
F-120PPC-T	Cover, standard lockable, tan
F-019CA	Cycle attachment
F-422PLH-2	Headrest
F-LRB	Pull-out leg rest (color options available)
F-043SCH	Solar charging station

FEATURES:

- 375 lb (170 kg) weight capacity
- Independent third party verified to meet ADA standards by Wyle Labs
- Setback range for Fixing Kit 26" - 31" (66 - 79 cm)
- Water draft 12"
- Fixing Kit included
- Flip-up armrest
- All stainless steel construction
- Durable powder coat finish
- Five year structural warranty
- Five year pro-rated electronics warranty

PORTABLE PRO POOL



The Portable Pro Pool Lift features a completely portable design, eliminating the need for anchors. The compact frame allows the lift to be transported from or around the pool area with ease. Simply wheel the lift to the poolside and it's ready to use.

It's stainless steel construction gives the Portable Pro Pool Lift a 350 pound weight capacity. This lift is the perfect portable solution for residential applications. It's exceptional mobility and aesthetics make the Portable Pro Pool a popular lift in international markets.

ITEM

F-004PPPB-AT1

DESCRIPTION

Portable Pro Pool Lift

ACCENT COLORS

Available in a variety of powder coat colors



FEATURES:

- 350 lb (160 kg) weight capacity
- Setback range up to 12" (30 cm)
- Max water draft 11"
- Mobile, compact design
- Flip up armrest
- All stainless steel construction
- Durable powder coat finish
- Five year structural warranty
- Five year pro-rated electronics warranty
- Ships common carrier in two separate shipments for locations in continental U.S.

OPTIONS/ACCESSORIES:

F-120PPC	Cover, standard lockable, blue
F-120PPC-G	Cover, standard lockable, gray
F-120PPC-T	Cover, standard lockable, tan
F-423CS	Chest strap
F-422PLH-2	Headrest
F-LRB	Pull-out leg rest (color options available)



*New footrest not pictured

GREAT FOR RESIDENTIAL POOLS!





U.S. Patent No.
D507,769 S



The Scout 2 pool lift features an adjustable height seat pole, upgraded electronics and a more robust base. These upgrades allow for a weight capacity of 375 pounds. This pool lift will accommodate most existing anchors by utilizing adapter sleeves. The optional pull-out leg rest may be used for greater clearance on raised pool and spa applications.

The Scout 2 is UL Certified to meet pool lift standard 60335-2-1000. It was designed for in ground anchoring and an ideal lift for easy and affordable ADA compliance. Like all Aqua Creek lifts, the Scout 2 is constructed from stainless steel with a durable powder coat finish in your choice of colors; standard white, gray, or tan. Seats and footrests are also available with color options in standard blue, white, gray, and tan.

Purchase the optional solar charging station to help extend the life of your battery. The Scout 2 comes standard with the best warranty in the industry, a 5 year structural and 5 year prorated electronics warranty.

ITEM

F-802SC2

DESCRIPTION

The Scout 2 Lift, no anchor

ACCENT COLORS

Available in a variety of accent and powder coat colors



*Blue seat standard (not a powder coat option)

FEATURES:

- UL Certified
 - 375 lb (170 kg) weight capacity*
 - Setback range 19" - 35" (49 - 88 cm)
 - Clearances vary by wall height & width
 - Water draft 10"
 - 360 degree rotation
 - Flip up armrest
 - All stainless steel construction
 - Durable powder coat finish
 - Rechargeable battery & wall mount charger
 - Five year structural warranty
 - Five year pro-rated electronics warranty
- *300 lb (136 kg) weight capacity when used with plastic anchor sleeve

OPTIONS/ACCESSORIES:

F-808SA	Anchor kit, standard, 1.9" x 6" deep
F-808SA-10	Anchor kit, paver applications, 1.9" ID x 10" deep
F-842SWDA	Anchor kit, wood deck applications
F-77SSA	Anchor kit, semi-recessed, shallow concrete deck
F-450SSC	Cover, standard lockable, blue
F-450SSC-G	Cover, standard lockable, gray
F-450SSC-T	Cover, standard lockable, tan
F-423CS	Chest strap
F-019CA	Cycle Attachment
F-422PLH-2	Headrest
F-LRB	Pull-out leg rest (color options available)
F-806SLS	Sling assembly
F-045SCH	Solar charging station
F-814SCTC	Transport cart

MIGHTY 400



U.S. Patent No.
D507,769S



The new Mighty 400 Lift is a UL Certified, ADA compliant lift designed to provide versatility and accessibility solutions with a water draft of 12 inches and a setback up to 44 inches.

Designed for in ground anchoring, the Mighty series will accommodate existing Scout and Revolution concrete anchors. The Mighty 400 can be purchased with a pedestal for additional wall clearance or unusual gutter profiles. Pedestals come in 8", 1', 2', 3', and 4' options.

Constructed from all stainless steel with a durable powder coat finish in your choice of colors; standard white, gray, or tan. Seat and footrest color options are standard blue, white, gray, and tan. The Mighty can also be purchased with a solar charging station to help extend the life of your battery. US Patent Pending.



ITEM

F-MTY400

DESCRIPTION

Mighty 400 Lift, 400 lb. weight capacity, 12" water draft

FEATURES:

- UL Certified
- Setback up to 44" (111 cm)
- Adjustable seat pole
- 360 degree rotation
- Direct drive rotation
- Flip up armrest
- Stainless steel construction
- Durable powder coat finish
- Rechargeable battery & wall mount charger
- Five year pro-rated electronics warranty
- Five year structural warranty

OPTIONS/ACCESSORIES:

F-808SA	Anchor kit, standard 1.9" ID x 6" deep
F-MTLC	Cover, standard lockable, blue
F-MTLC-G	Cover, standard lockable, gray
F-MTLC-T	Cover, standard lockable, tan
F-423CS	Chest strap
F-422PHL-2	Headrest
F-LRB	Pull-out leg rest (color options available)
F-048SCH	Solar charging station
F-MTTC	Mighty Series Transport cart
F-MTYPD8	Pedestal, 8 inches tall
F-MTYIPD	Pedestal, 1 foot tall
F-MTY2PD	Pedestal, 2 foot tall
F-MTY3PD	Pedestal, 3 foot tall
F-MTY4PD	Pedestal, 4 foot tall

ACCENT COLORS

Available in a variety of accent and powder coat colors



*Blue seat standard (not a powder coat option)





MIGHTY 600

U.S. Patent No.
D507,769S




ACCENT COLORS

Available in a variety of accent and powder coat colors



*Blue seat standard (not a powder coat option)



The new UL Certified, Mighty 600 lift is a robust lift designed for users who need that extra lift. With an incredible 600 pound lifting capacity and a 22" wide seat, the Mighty 600 can reach up to 44" from its anchor location and accommodate a 14" deck to water distance.

With optional pedestals as short as 8" and 1', 2', 3' and 4' high, the Mighty 600 can help clear various heights of elevated pool and spa walls. The Mighty 600 is the only lift on the market capable of lifting 600lbs over walls up to 51" high.

The Mightys' are constructed of stainless steel with a durable powder coat finish in your choice of colors; standard white, gray, or tan. Seat and footrest are also available with color options in standard blue, white, gray, and tan.

The heaviest weight capacity, smallest stature, eco-friendly, and fully customizable design of the Mighty 600 make it the only lift you will ever need.

US Patent Pending

ITEM

F-MTY600

DESCRIPTION

Mighty 600 Lift, 600 lb. weight capacity, 14" water draft

FEATURES:

- UL Certified
- Setback up to 44" (111 cm)
- Adjustable seat pole
- 360 degree rotation
- Direct drive rotation
- Flip up armrest
- Stainless steel construction
- Durable powder coat finish
- Rechargeable battery & wall mount charger
- Five year pro-rated electronics warranty
- Five year structural warranty

OPTIONS/ACCESSORIES:

F-808SA	Anchor kit, standard 1.9" ID x 6" deep
F-MTLC	Cover, standard lockable, blue
F-MTLC-G	Cover, standard lockable, gray
F-MTLC-T	Cover, standard lockable, tan
F-423CS	Chest strap
F-422PHL-2	Headrest
F-LRB	Pull-out leg rest (color options available)
F-048SCH	Solar charging station
F-MTTC	Mighty Series Transport cart
F-MTYPD8	Pedestal, 8 inches tall
F-MTY1PD	Pedestal, 1 foot tall
F-MTY2PD	Pedestal, 2 foot tall
F-MTY3PD	Pedestal, 3 foot tall
F-MTY4PD	Pedestal, 4 foot tall

TITAN 600



U.S. Patent No.
D507,769 S



The Titan lift is ADA compliant with a lifting capacity of 600 pounds and a setback range of 21" – 35".

The Revolution lift is UL Certified with a lifting capacity of 500 pounds and a setback range of 21" – 36".

These versatile lifts come standard with an adjustable seat pole providing clearance for short walls and curbs. They are constructed of all stainless steel with a durable powder coat finish in your choice of colors; standard white, gray, or tan. Seats and footrests are also available with color options in standard blue, white, gray, and tan.

The optional solar charging station can help extend the lift of your battery.

REVOLUTION



U.S. Patent No.
D507,769 S



*New foot rest not pictured

ITEM

DESCRIPTION

F-702RLNA

Revolution Lift, no anchor

F-710RLA

Anchor kit, standard 2" ID x 8" deep

FC-77RLA-C

Anchor kit, semi-recessed, shallow concrete deck

F-600TLNA

Titan Lift, no anchor

F-612TLA

Anchor kit, standard 3-1/4" ID x 8" deep

*Revolution and Titan lifts are special order items. Please expect extended lead times.

ACCENT COLORS

Available in a variety of accent and powder coat colors



*Blue seat standard (not a powder coat option)

STANDARD FEATURES:

- 360 degree rotation
- 22" wide seat
- Flip up armrest
- All stainless steel construction
- Durable powder coat finish
- Rechargeable battery & wall mount charger
- Five year pro-rated electronics warranty
- Five year structural warranty

OPTIONS/ACCESSORIES:

F-720SSC	Cover, standard lockable, blue
F-720SSC-G	Cover, standard lockable, gray
F-720SSC-T	Cover, standard lockable, tan
F-423CS	Chest strap
F-422PLH-2	Headrest
F-LRB	Pull-out leg rest (color options available)
F-045SCH	Solar charging station
F-714RTC	Revolution transport cart (Rev only)



SPA LIFT ELITE⁽⁶⁸⁾

U.S. Patent No.
D507,769 S



The Spa Lift Elite is a fully powered UL Certified, ADA compliant lift designed especially to provide access to elevated pools & spas. This lift is capable of clearing wall heights up to 68 inches. The Elite offers easy push button operation and 360 degrees of rotation. The Spa Lift Elite is constructed of quality stainless steel and a durable powder coat finish.

Whether relaxation, rehabilitation, or socialization is your goal, the Spa Lift Elite is the solution to stress-free access to your personal backyard or commercial spa. Ideal for swim spas, you can now enjoy increased independence and improved health through the benefits of aquatic exercise.

The Spa Lift Elite is UL Certified to meet pool lift standard 60335-2-1000.

All lifts come standard in white with blue seat. Additional color options are available for both plastics and powder coat.

ITEM #	DESCRIPTION
F-006SLE	Spa Lift Elite, no anchor

ACCENT COLORS

Available in a variety of accent and powder coat colors



*Blue seat standard (not a powder coat option)

Wood Deck Anchor Available



FEATURES:

- UL Certified
- 300 lb. (136 kg) weight capacity
- Clearances vary by wall height & width
- Wall height range 21" - 68" (54 - 172 cm)
- *Pool profile Guide required*
- 360 degree powered rotation
- Pull-out leg rest standard
- Flip up armrest
- All stainless steel construction
- Durable powder coat finish
- Rechargeable battery & wall mount charger
- 5 year pro-rated electronics warranty
- 5 Year structural warranty

OPTIONS/ACCESSORIES:

F-SPAAK8	Anchor, standard concrete
F-107UEWDA	Anchor, wood deck applications
F-450SLECS	Cover, standard lockable, blue
F-450SLECS-G	Cover, standard lockable, gray
F-450SLECS-T	Cover, standard lockable, tan
F-423CS	Chest strap
F-422PLH-2	Headrest
F-042SCH	Solar charging station

SPA LIFT ULTRA⁽⁵¹⁾



The Spa Lift Ultra is a UL Certified, ADA compliant lift designed to provide access to both residential and commercial elevated pools & spas. This lift is capable of clearing wall heights up to 51 inches. Access your personal backyard or commercial spa environment while enjoying the benefits of relaxation along with increased independence.

The Ultra is constructed of stainless steel with a durable powder coat finish in your choice of colors; standard white, gray, or tan. Seats and footrests are also available with color options in standard blue, white, gray, and tan. The Ultra is also available with a solar charging station and colored covers to match the lift.

The Ultra comes standard with a 5 year structural and 5 year prorated electronics warranty.

ITEM #	DESCRIPTION
F-005SLU	Spa Lift Ultra, no anchor

ACCENT COLORS

Available in a variety of accent and powder coat colors



*Blue seat standard (not a powder coat option)

OPTIONS/ACCESSORIES:

F-SPAAK8	Anchor, standard concrete
F-107UEWDA	Anchor, wood deck
F-450SLUCS	Cover, standard lockable, blue
F-450SLUCS-G	Cover, standard lockable, gray
F-450SLUCS-T	Cover, standard lockable, tan
F-423CS	Chest strap
F-422PLH-2	Headrest
F-042SCH	Solar charging station

FEATURES:

- UL Certified
- 400 lb. (181 kg) weight capacity
- Clearances vary by wall height & width
- Wall height range 29" - 51" (74 - 129 cm)
- *Pool profile Guide required*
- 360 degree powered rotation
- Pull-out leg rest standard
- Flip up armrest
- All stainless steel construction
- Durable powder coat finish
- Rechargeable battery & wall mount charger
- 5 year pro-rated electronics warranty
- 5 Year structural warranty



*Product may vary from picture.





Power EZ
version only

EZ 2 & POWER EZ 2



EZ 2 Lift with optional
surface mount anchor



Power EZ 2 Lift with optional
surface mount anchor

The EZ 2 series provides access to both in and above ground pools and spas. All EZ lifts feature a 400 pound weight capacity, are manually rotated with the aid of a rotation bar, and come complete with adjustable mesh sling. Easily portable for storage or relocation to another pool or dock, this series is an ideal solution for residential and boat access.

The series offers multiple options including a variety of anchoring options, sling sizes, hard seat option, and colored covers to match any décor. Constructed from stainless steel with a durable powder coat finish, the EZ series comes with a 5 year structural warranty.

STANDARD FEATURES:

- 400 lb. (181 kg) weight capacity
- 360 degrees of manual rotation
- Adjustable stainless steel chains
- Durable mesh sling - standard size 38" x 20"
- *One year warranty on sling*
- Stainless steel construction with powder coat finish
- Five year structural warranty

EZ 2 LIFT FEATURES

- 400 lb. (181 kg) weight capacity
- Setback range 12" - 20" (31 - 50 cm)
- Clears walls up to 15" (38 cm)
- One year hydraulic ram warranty

POWER EZ 2 LIFT FEATURES

- 400 lb. (181 kg) weight capacity
- Setback range 12" - 20" (31 - 50 cm)
- Clears walls up to 20" (50 cm)
- Optional solar charging station available
- Five year pro-rated electronics warranty

ANCHOR OPTIONS:

F-033EZA	Standard Anchor
F-30220	10" Deep Anchor
F-035EZSM	Surface Mount Anchor
F-30600	Wood Deck Anchor
F-031473EZ	Anchor Arm, Custom Length Extended

ITEM

DESCRIPTION

F-EZPL2	The EZ 2 Pool Lift, no anchor
F-PEZPL2	The Power EZ 2 Lift, no anchor

ACCESSORIES & SLING SIZES:

F-EZBL-C	Cover, standard lockable, blue
F-EZBL-CG	Cover, standard lockable, gray
F-EZBL-CT	Cover, standard lockable, tan
F-440EZHSC	Cover, for use with Hard Seat option, blue
F-032EZSB	Sling Assembly, standard replacement (38"L x 20"W) 400 lb. capacity
F-034EZS	Sling only, standard replacement (38"L x 20"W) 400 lb. capacity
F-036RSS	Sling Assembly, standard w/rigid insert & seat belt (38"L x 20"W) 400 lb. capacity
F-037EZLS	Sling Assembly XL (50"L x 20"W) 400 lb. capacity
F-037XXLS	Sling Assembly 2XL (50"L x 39.5"W) 500 lb. capacity
F-360YSLSB	Sling Assembly, youth w/seat belt (34"L x 18"W) 400 lb. capacity
F-0320HSO-4C	Hard seat option

SUPER POWER EZ



The Super Power EZ Pool Lift is the perfect solution to provide accessibility to above-ground pools and spas at an affordable price. The Super Power EZ has many of the same great features as the Power EZ 2, with the additional advantage of clearing a 58 inch high wall!

ITEM

F-194PHBL-NA

DESCRIPTION

Super Power EZ, no anchor

FEATURES:

- 400 lb (181 kg) weight capacity
- Clearances vary by wall height & width
- Setback range 21" - 24" (54 - 61 cm)
- Clears walls up to 58" (147 cm)
- 360 degree manual rotation
- Powder coated stainless steel construction
- Fully adjustable mesh sling
- Five year structural warranty
- Five year pro-rated electronics warranty

OPTIONS/ACCESSORIES:

F-612TLA	Anchor, standard 3-1/4" ID x 8" deep
F-440HBC-B	Cover, standard lockable, blue
F-440HBC-G	Cover, standard lockable, gray
F-440HBC-T	Cover, standard lockable, tan
F-0320HSO-4C	Hard seat option



Multiple sling options available



Hard Seat Option





*Actual product may vary from pictures



POOL ACCESS CHAIRS

Pool Access Chairs are an excellent solution for providing swimming pool access for pools with ramps or zero depth entries. All chairs are constructed from durable non corrosive PVC with stainless steel hardware. Made to withstand harsh environments, the pool access chairs are also perfect for use in showers, locker rooms, and pool environments.

Choose from 3 different sizes, available with your choice of mesh or plastic seat.

Chairs ship with some assembly required.

FEATURES:

- Swing out armrests
- Sliding footrest
- Anti-tip design
- Dual brakes
- Corrosion resistant mesh
- Stainless steel hardware
- One year warranty

ITEM #/DESCRIPTION

ITEM #	PRODUCT	WEIGHT CAPACITY	BETWEEN ARMS
F-520SPPS	Pool Access Chair with plastic seat	300 lbs	18"
F-520SPM	Pool Access Chair with mesh seat	300 lbs	18"
F-520WSPM	Pool Access Chair with mesh seat	350 lbs	21"
F-520XWSPM	Pool Access Chair with mesh seat	425 lbs	24"

*Only available in white.

STAINLESS STEEL WHEELCHAIRS

Aquatic stainless steel wheelchairs are collapsible for easy storage. Flip-up arms make for easy transfers. Upholstery is mildew resistant mesh suitable for daily use in pool environments.

FEATURES:

- Durable stainless steel construction
- Mildew resistant mesh seat
- Solid plastic tires and mag-style wheels
- Safe for pool environments
- Removable and foldable footrests
- Adjustable footrest
- Flip-up armrests
- One year warranty

ITEM #/DESCRIPTION

ITEM #	DESCRIPTION	WEIGHT CAPACITY	BETWEEN ARMS
F-18SSWC	Folding wheelchair	350 lbs	18"
F-20SSWC	Folding wheelchair	350 lbs	20"
F-22SSWC	Non-folding wheelchair	500 lbs	22"



*Actual product may vary from picture

SOLAR CHARGING STATION

FEATURES:

- Go Green! Safe alternative energy
- No need to remove battery for charging
- Extends the life of your battery with a flow of constant low voltage charge
- Easy to install and minimal maintenance
- Ideal for outdoor pools

ITEM

DESCRIPTION

F-042SCH	Solar Charging Station for Spa Lift Elite, Spa Lift Ultra
F-043SCH	Solar Charging Station for Patriot
F-044SCH	Solar Charging Station for Pro Pool Series, Admiral, Ranger 2, Ambassador
F-045SCH	Solar Charging Station for Scout, Revolution, Titan
F-047SCH	Solar Charging Station for Power EZ 2
F-048SCH	Solar Charging Station for Mighty 400 & 600



PROWAVE POOL BIKE

The new ProWave Pool Bike offers a unique design providing users a fun, invigorating, and effective workout. It is ideal for aquatic spin classes, physical therapy, or a way to get fit in your own backyard pool.

The ProWave has a unique flywheel design which allows for a smooth ride and has multiple resistance levels for users of all types. Choose your comfort settings with ease by adjusting the seat and handlebars to your perfect fit.



ITEM #	DESCRIPTION
--------	-------------

F-PWRWV	ProWave Pool Bike
---------	-------------------

F-PWCS	Comfort seat
--------	--------------

FEATURES:

- 300 lb (136 kg) weight capacity
- Adjustable seat and handlebars
- Barefoot use
- Scratch resistant transport wheels
- Durable powder-coat finish
- Multiple colors to choose from
- 3 year warranty on frame
- 1 year warranty for parts & transmission
- Weight: 39 lbs (17 kg)

Standard Colors



Non-standard Colors



*on orders of ten or more

TIDALWAVE POOL BIKE

The innovative Tidalwave aquatic bike offers a unique flywheel and folding v-frame design. Multiple resistance levels, adjustable seat, and handlebars allow users of all types to exercise at comfortable settings.

Durable enough to be used in residential or commercial environments and a wonderful option for limited deck space and storage applications. The optional semi-recumbent seat provides a backrest and seat handles add support and security; an excellent rehabilitation tool.

The Tidalwave provides users a fun, invigorating, and effective workout. Great for low impact physical therapy, aquatic spin classes, or a way to get fit in your own backyard pool.



Standard Colors



Non-standard Colors



*on orders of ten or more



*Actual product may vary from pictures

FEATURES:

- 300 lb (136 kg) weight capacity
- Adjustable seat height and handlebars
- Barefoot use
- Easy fold design
- Powder coated stainless steel frame
- Scratch resistant transport wheels
- Weight: 50 lbs (22 kg)
- Three year warranty on frame, one year for parts & transmission

ITEM

F-TWPB

F-RCMST

F-SPRTST

DESCRIPTION

Tidalwave Pool Bike

Semi-Recumbent seat

Sport style seat

Recumbent Seat



Sport Seat



*actual product may vary from picture

WATER RIDER POOL BIKE



Water Rider Pool Bikes are lightweight and easy to use. These bikes have adjustable seats and handlebars to fit most individuals.

Their height can also be adjusted to accommodate different pool depths. They can be used barefoot. The stainless steel finish can withstand harsh pool environments and requires little maintenance.

These bikes combine fun and fitness for everyone!

FEATURES:

- 330 lb (150 kg) weight capacity
- 100% stainless steel
- Anti-corrosion treatment
- Lightweight, easy to move
- Scratch resistant wheels
- Adjustable height for varying pool depths
- Adjustable seat & handlebars to fit most individuals
- Two year warranty on metal frame and six months on all other components

ITEM

DESCRIPTION

F-WXF	Water Rider 3 Pool Bike
F-WX4S	Water Rider 4 Pool Bike
F-WX5	Water Rider 5 Pool Bike

THE WATER RIDER 3

The Water Rider 3 is the most lightweight and affordable.



F-WXF

THE WATER RIDER 4

The Water Rider 4 gives the ability to choose between four resistance levels.



F-WX4S

THE WATER RIDER 5

The Water Rider 5 gives users the most control over the resistance of the bike. While riding the bike you can adjust the intensity by turning the knob!



F-WX5

AQUAJOGG TREADMILL

AquaJogg combines the benefits of water buoyancy with the ability to safely walk or run. It can be used barefoot. The innovative folding system makes it compact for storage.

FEATURES:

- 330 lb (150 kg) weight capacity
- Anti-corrosion treatment
- Scratch resistant wheels
- Marine-grade AISI 316L stainless steel
- Lightweight, easy to move
- Two year warranty on metal frame and six months on all other components

F-WXAQJG

AquaJogg Treadmill



ELLY POOL ELLIPTICAL

Elly combines the benefits of rowing, cross-country skiing, stepping, and biking. It works virtually every muscle in the body. The secret lies in the elliptical movement designed to replicate the natural motion of running while limiting impact on joints.

FEATURES:

- 330 lb (150 kg) weight capacity
- Anti-corrosion treatment
- Scratch resistant wheels
- Marine-grade AISI 316L stainless steel
- Lightweight, easy to move
- Two year warranty on metal frame and six months on all other components

F-WXEL

Elly Pool Elliptical



WX-TRAMP PREMIUM

Equipment that can be used for rehabilitation, aqua training, or at home with the family. Versatile and can be used for all ages. It allows you to obtain greater coordination, balance, and physical condition, while having fun. Available with optional handle bar.

FEATURES:

- 220 lb (100 kg) weight capacity
- Anti-corrosion treatment
- 6 non-slip silicone suction pads
- Marine-grade AISI 304 stainless steel
- Lightweight, easy to move
- Two year warranty on metal frame and six months on all other components

Shown with optional handle bar.

F-WXTPHX

Hexagonal Trampoline

F-WXTPRD

Round Trampoline

F-WXTPBH

Optional Handrail





Product may vary

SWIM TRAINING PLATFORM

The Swim Training Platform was designed to provide a sense of security for young swimmers by raising the pool floor up. Also great for in water seating or a water safety station.

FEATURES:

- 300 lb (136 kg) weight capacity
- 36" x 60" grated decking platform (91 x 152 cm)
- Weighted ballast legs and removable rails
- Adjustable height legs from 16"-21" (40-53 cm)

ITEM

F-250TTP

F-220EL

DESCRIPTION

Swim Training Platform

Extended legs option for 18"-24" (45-60 cm) height for Swim Training Platform



THE AQUA WALKER

The Aqua Walker is constructed of durable PVC tubing and stainless steel swivel casters with solid rubber wheels. This adjustable, waterproof walker aids in independent mobility in the pool. 4 inch armrest cradles provide extra support. The cradles can be attached and removed without the use of tools.

FEATURES:

- 4" removable armrest cradles
- Adjustable height range of 32"-45" (81-114 cm)
- Tool free conversion to add or remove armrests.

ITEM

F-605UW

DESCRIPTION

The Aqua Walker



BEACH ACCESS CHAIR

This sturdy, lightweight, all-terrain chair allows easier access in sand, snow, and other soft soils. Balloon flotation tires give this chair extra stability and makes it resistant to tipping. Wheels are puncture resistant and non-corrosive.

FEATURES:

- 300 lb (136 kg) weight capacity
- Durable non-corrosive PVC construction
- Stainless steel hardware
- Anti-tip design
- 6 ft (1.8 m) 8 panel umbrella
- One year warranty

ITEM

F-6001

F-014BAC

DESCRIPTION

Beach Access Chair, 4 large tires

Beach Access Chair, articulated rear wheels


SHOWER CHAIRS

These sturdy, lightweight PVC Shower/Commode chairs are designed to transport people needing some assistance in a shower and locker room environment. These units have 90 degree non-slip PVC armrests to prevent patient's hands from slipping and the easy to remove back allows for trouble free maintenance and cleaning. All shower and commode chairs are made from durable non-corrosive PVC and are portable for easy transportation.

FEATURES:

- EZ clean twin wheel casters
- All four locking casters
- Optional soft seat available on some models
- Available in multiple color options
- One year warranty

COLOR OPTIONS:



Soft seat, commode and folding options available.

*Commode not included



Actual product may vary from picture



ITEM #/DESCRIPTION

ITEM #	PRODUCT	WEIGHT CAPACITY	BETWEEN ARMS	SEAT DEPTH	CLEARANCE
F-520TW	Shower/Commode Chair	300 lbs	18"	18"	20"
F-520XW	Wide Shower/Commode Chair	400 lbs	24"	18"	20"
F-530TWSO	Shower/Commode Chair w/soft seat	300 lbs	18"	18"	20"
F-590TWSOC12	Folding Shower/Commode Chair	250 lbs	18"	18"	20"



THE BUBBA II

No more compression headaches! Repair your multi-port pool filter valves quickly, easily, and safely with The Bubba II!

The Bubba II is a patented compression tool that helps you get your customers pool filters up and running quickly, efficiently, safely, and at less cost than complete valve replacement. The Bubba II can help you rebuild your multi-port valves for a fraction of the cost of a complete valve replacement all while keeping unnecessary parts from ending up in a land fill.

Don't focus on expensive replacements; improve your service reputation and your bottom line by repairing multi-port valves instead. Your customers will thank you!

FEATURES:

- Adjustable valve support base (works with any brand of multi-port valve)
- Easy and safe-to-use compression lever

ITEM #	DESCRIPTION
F-VRJ	Bubba II Valve Repair Tool

STAY UP TO DATE!

For troubleshooting videos, spec sheets, testimonials, and customer photos, visit our website at www.aquacreek.com. And for new release and always up to date product information, visit www.aquacreek.com/dealer-architect-login to sign up for dealer/distributor access. Also, look for the Aqua Creek Products app in the Google Play Store and the Apple App Store for instant access from your phone or tablet while working in the field.



Username

dealer login

Password

Log In

☐ Remember Me

RECREFITABILITY™

»» THE LEADERS OF RECREATION, FITNESS, AND ABILITY!



FOR TROUBLESHOOTING
ASSISTANCE



888.687.3552
phone: 406.549.0769
fax: 406.549.2602
sales@aquacreek.com
www.aquacreek.com


Aqua Creek Products
THE LEADERS IN RECREATION, FITNESS, AND ABILITY!

