



Creating balance in healthcare



## Marina deluxe & Marina basic shower stretcher





Suitable for people  
with a severe to  
very severe disability

**Hydraulic: 6100 2010 / Electric: 6100 2060**

# Marina deluxe shower stretcher

## Excl. mattress

The shower stretcher Marina deluxe is an aid for the ergonomically responsible care and washing of clients. The comfort is optimal for both client and carer.

The Marina deluxe consists of a mobile basic frame and a support base adjustable in height with a soft mattress. The frame of the Marina deluxe has an antibacterial coating due to the addition of silver ions. Furthermore, the Marina deluxe is mobile and has half-central brakes

The stretcher is equipped with an Anti-Trendelenburg position. As well as the Anti-Trendelenburg position, the Marina deluxe also has a stepless electric or by means of a gas spring back adjustment.

The Marina deluxe can be used multifunctionally and links with the use of other aids such as hoists, sliding mats, wheelchairs, shower chairs and beds.

- Maximum load is 227 kg.
- Light construction of aluminium for easy manoeuvring.
- Large stable wheelbase.
- Large diameter wheels (Ø150 mm / Ø5.9 inch).
- Semi-central brake system.
- Available as a hydraulic or electric model.
- If hydraulically operated: ergonomic and dependable pump for height adjustment.
- If electrically operated: emergency descent switch, emergency stop, user friendly wall charger and replaceable battery.
- Variably adjustable back support up to 25 degrees.
- Inclination adjustment for better water drainage.
- Simple and safe control of side rails, adjustable to 3 positions: closed / wide / open.
- Corrosion resistance due to its coated aluminium frame.
- Comfortable mattress, anti-bacterial, flame retardant and free of harmful plasticizers.
- Antibacterial coating on frame.
- Streamlined finish for optimal cleaning and disinfection.
- Upright, high / low adjustable.
- Easy to move under objects (19 cm).

The Marina deluxe is equipped with a standard built-in length adjustment, so the shower stretcher can easily be lengthened or shortened. Every length has its own mattress:

Art.nr.	Article description	Inside length	Inside width
6720 0010	Mattress 186 cm	170	70
6720 0020	Mattress 206 cm	190	70
6720 0030	Mattress 226 cm	210	70

*All measurements in this matrix are in centimeters.*





Suitable for people  
with a severe to  
very severe disability

**Hydraulic: 6100 2010 / Electric: 6100 2060**

# Marina deluxe shower stretcher

**Excl. mattress**



Half-central braking system.



Side rail with lowered middle section for providing optimum care.



With a standard built-in length  
adjustment.



Water drainage.



Electric or by means gas spring back adjustment (Marina deluxe).



Control box emergency stop  
(Electric Marina deluxe).



Manual control with battery indication  
(Electric Marina deluxe).



Angled position (Anti-Trendelenburg).



High / low control (hydraulic Marina deluxe).



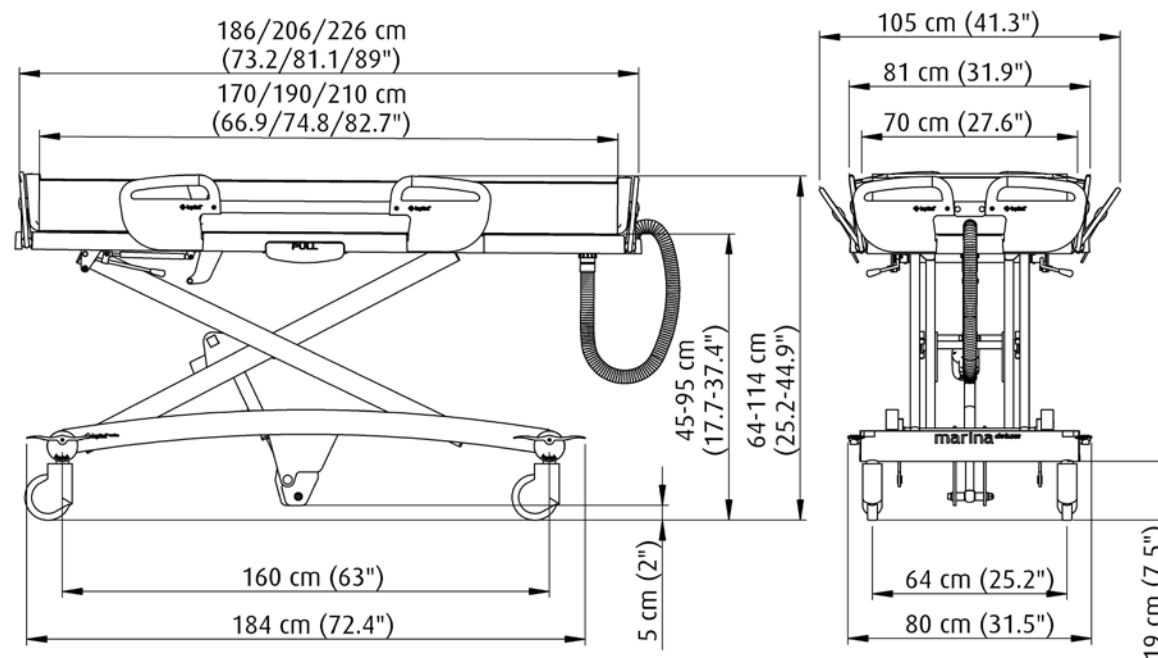
Suitable for people  
with a severe to  
very severe disability

Hydraulic: 6100 2010 / Electric: 6100 2060

# Marina deluxe shower stretcher

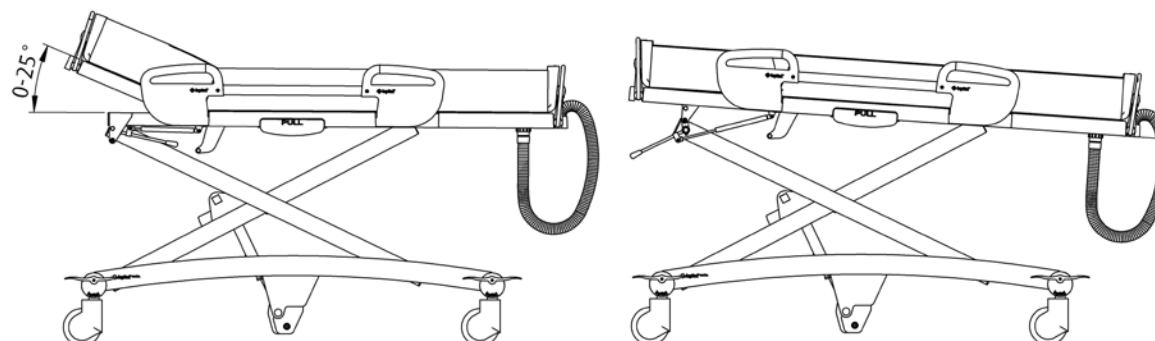
Excl. mattress

- High / low drive
  - Back adjustment
  - Manual control
  - Control box
  - Battery box
  - Charger
- Hydraulic or electric  
 Electric or by means of a gas spring  
 Four-key manual control with mounting hook, IPX6  
 24VDC, max. 250 W, IPX6  
 24V, 2.9 Ah, IPX6  
 100-240V AC, 50-60 Hz, max. 1A, Wall charger



Art.nr.	Art. omschrijving	Outside length	Outside width	Inside length	Inside width	High/low	Max. load	Own weight in kg
6100 2010	Marina deluxe shower stretcher hydraulic	186 206 226	81	170 190 210	70-80	45-95	227	80
6100 2060	Marina deluxe shower stretcher electric	186 206 226	81	170 190 210	70-80	45-95	227	80
6720 0010	Mattress 186	-	-	170	70	-	-	-
6720 0020	Mattress 206	-	-	190	70	-	-	-
6720 0030	Mattress 226	-	-	210	70	-	-	-

All measurements in this matrix are in centimeters.





Suitable for people  
with a severe to  
very severe disability

**Hydraulic: 6100 2000 / Electric: 6100 2050**

# Marina basic shower stretcher

**Excl. mattress**



The shower stretcher Marina basic is an aid for the ergonomically responsible care and washing of clients. The comfort is optimal for both client and carer. The Marina basic consists of a mobile basic frame and a support base adjustable in height with a soft mattress. The frame of the Marina basic has an antibacterial coating due to the addition of silver ions. The Marina basic is also movable. The stretcher is equipped with an Anti-Trendelenburg position.

The Marina basic can be used multifunctionally and links with the use of other aids such as hoists, sliding mats, wheelchairs, shower chairs and beds.

- Maximum load is 227 kg.
- Light construction of aluminium for easy manoeuvring.
- Large stable wheelbase.
- Large diameter wheels (Ø150 mm / Ø5.9 inch).
- Available as a hydraulic or electric model.
- If hydraulically operated: ergonomic and dependable pump for height adjustment.
- If electrically operated: emergency descent switch, emergency stop, user friendly wall charger and replaceable battery.
- Inclination adjustment for better water drainage.
- Simple and safe control of side rails, adjustable to 3 positions: closed / wide / open.
- Corrosion resistance due to its coated aluminium frame.
- Comfortable mattress, anti-bacterial, flame retardant and free of harmful plasticizers.
- Antibacterial coating on frame.
- Streamlined finish for optimal cleaning and disinfection.
- Upright, high / low adjustable.
- Easy to move under objects (19 cm).

The Marina basic is equipped with a standard built-in length adjustment, so the shower stretcher can easily be lengthened or shortened. Every length has its own mattress:

Art.nr.	Article description	Inside length	Inside width
6720 0010	Mattress 186 cm	170	70
6720 0020	Mattress 206 cm	190	70
6720 0030	Mattress 226 cm	210	70

*All measurements in this matrix are in centimeters.*



Suitable for people  
with a severe to  
very severe disability

**Hydraulic: 6100 2000 / Electric: 6100 2050**

# Marina basic shower stretcher

**Excl. mattress**



*Braked wheel.*



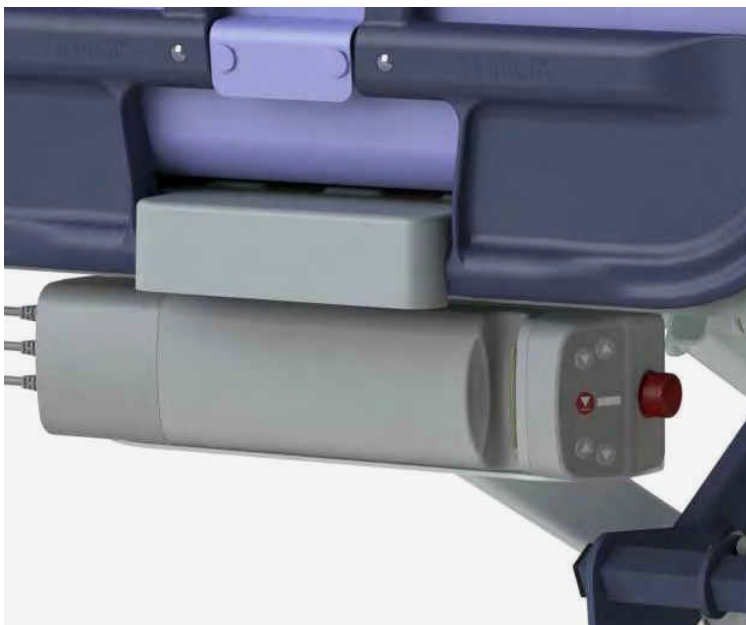
*Side rail with lowered middle section for providing optimum care.*



*With a standard built-in length adjustment.*



*Water drainage.*



*Control box emergency stop (Electric Marina basic).*



*Angled position (Anti-Trendelenburg).*



*Manual control with battery indication (Electric Marina basic).*



*High / low control (hydraulic Marina basic).*



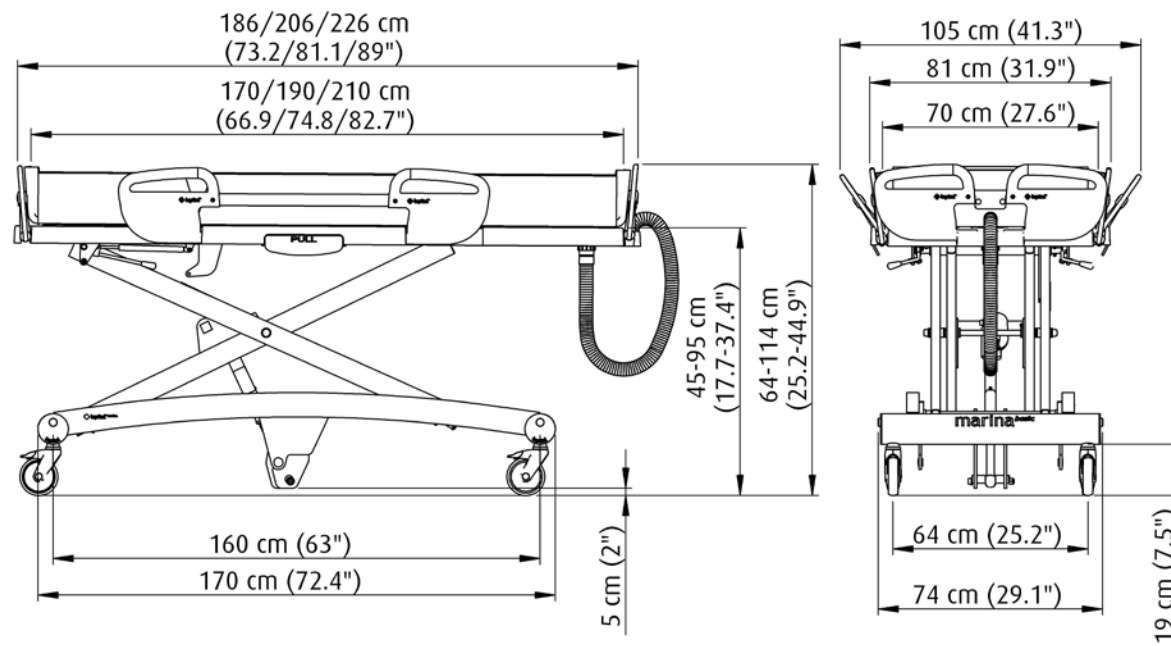
Suitable for people  
with a severe to  
very severe disability

Hydraulic: 6100 2000 / Electric: 6100 2050

# Marina basic shower stretcher

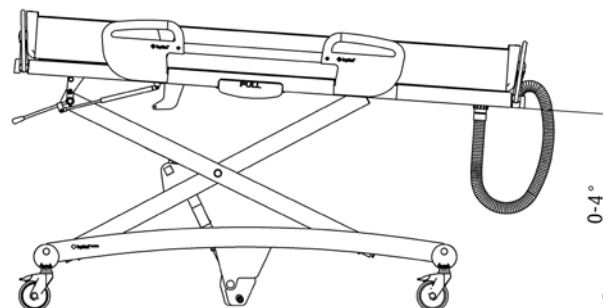
Excl. mattress

- High / low drive Hydraulic or electric
- Manual control Four-key manual control with mounting hook, IPX6
- Control box 24VDC, max. 250 W, IPX6
- Battery box 24V, 2.9 Ah, IPX6
- Charger 100-240V AC, 50-60 Hz, max. 1A, Wall charger



Art.nr.	Art. omschrijving	Outside length	Outside width	Inside length	Inside width	High/low	Max. load	Own weight in kg
6100 2000	Marina basic shower stretcher hydraulic	186 206 226	81	170 190 210	70-80	45-95	227	76
6100 2050	Marina basic shower stretcher electric	186 206 226	81	170 190 210	70-80	45-95	227	76
6720 0010	Mattress 186	-	-	170	70	-	-	-
6720 0020	Mattress 206	-	-	190	70	-	-	-
6720 0030	Mattress 226	-	-	210	70	-	-	-

All measurements in this matrix are in centimeters.





All the aids produced by Lopital meet the following applicable standards: MDR (EU) 2017/745, NEN-EN-ISO 14971, ISO 17966, ISO 9001:2015, ISO 13485:2016/C12:2018, NEN-EN 12182, ISO 60601, EN ISO 60601-1-2, EN ISO 60601-1-6, EN ISO 62366, CAN/CSA 60601, ANSI/AAMI ES 60601-1