

How to Choose the Right Shower Chair




What is the purpose of a shower chair?

Shower chairs provide assistance to those who need to sit while bathing. These chairs increase safety for individuals who are at risk for slips, trips and falls.


What kind of shower chair do I need?

Types of Shower Chairs


There are different types of shower chairs to aid people with varying levels of mobility. Choosing the right one will make all the difference.



Bath Stool




Shower Chair



Transfer Bench

1: Choose Based on Environment

Your bathroom environment will determine what style shower chair is right for you.



Walk-In Shower




Bath Stool | Shower Chair

Make sure product will fit comfortably.

If other family members share the bathroom, consider choosing an item that can easily be removed from the space.



Bathtub



Bath Stool | Shower Chair

Measure the width of the base of the tub (from the inside).

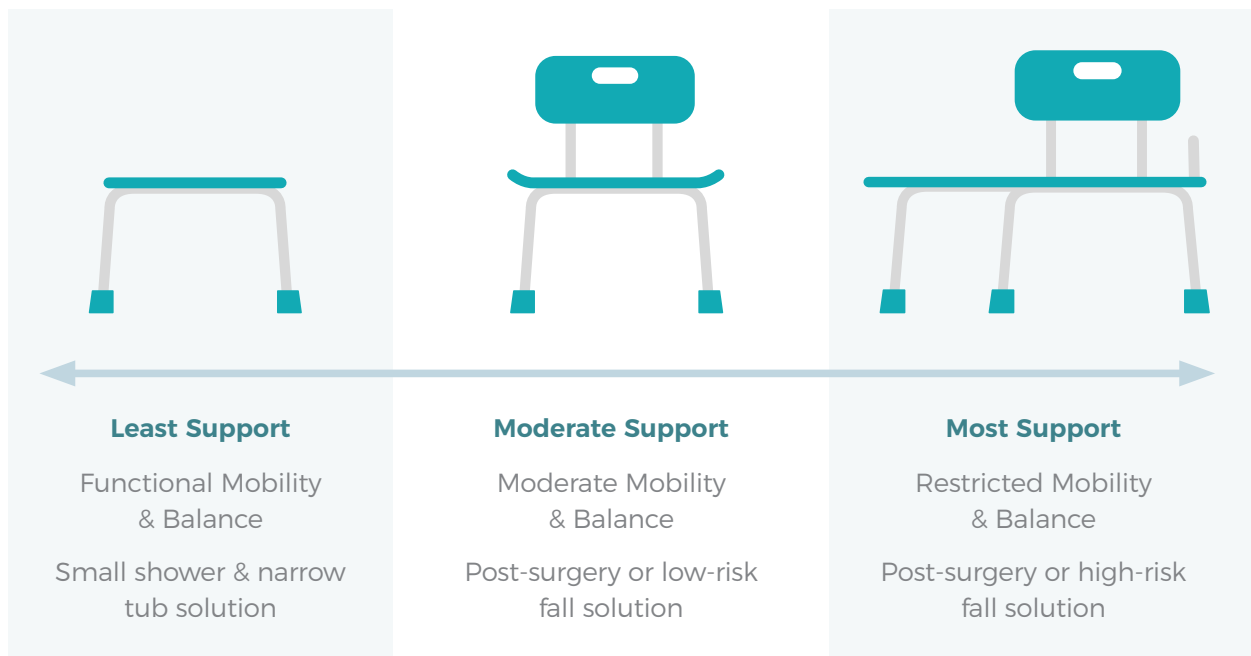
For proper fit, ensure the outside leg dimensions of the product are smaller than the base width of the tub.

Transfer Bench

Ensure there is enough room outside the tub for safe transfer.

Measure the distance from the top of tub to the floor. This measurement must be more than the product seat height specifications to ensure proper clearance.

2: Choose Based on Mobility & Support




3: Choose Based on Weight Capacity




The weight capacity of standard shower chairs ranges from 250 to 400 pounds with additional bariatric models available.

4: Choose a Standard or Specialty Model



Rotating Seat



Sliding Seat

Shower chairs with a rotating or sliding feature allow for easier transfer and aid in preventing friction and shearing injuries.

Helpful Hints



Bath Stools & Shower Chairs


Adjust the height to ensure your feet are flat on the floor.

Make sure all legs are at the same height.

Transfer Benches

Be aware of the difference between the floor of your bathroom and the floor of the tub when adjusting legs.

Additional Features to Choose From



Water Drainage
Holes



Contoured Seat



Padded Seat
and Backrest



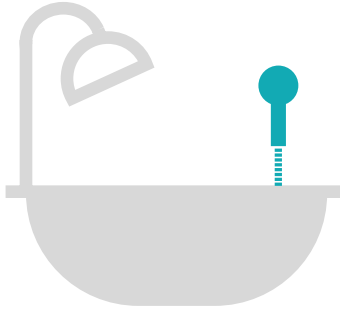
Armrests

Safety Considerations



- 1 Ensure the leg extensions are securely locked into place.
- 2 Be sure all leg extensions are touching the floor.
- 3 Rubber tips aid in preventing slipping upon entry and exit of the tub or shower.

Additional Bathroom Safety Items



Shower Sprays

Pair a shower spray with a shower chair to aid in cleansing. Some products feature a shower spray cutout to allow for ease of access.

[Learn More](#)

Tub Rails

Pair a tub rail with a bath stool or shower chair to aid in transfer in and out of the tub.

[Learn More](#)

Bellavita Bath Lift

A premium option for individuals who want to enjoy a true bath experience, the Bellavita (477200252) allows the user to independently sit all the way down in the tub, soak and recline.

[Learn More](#)

Bath Mats

Pair a shower chair with an AquaSense bath mat that accommodates specialized bath seating without compromising stability.

[Learn More](#)