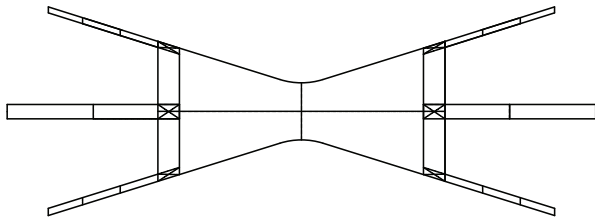


# SLING INSTRUCTION SHEET

## TRI TURNER SLING

Tri Turner sling's dual triangular shape and padded foam provide excellent support for the entire back. Used to turn a client into a side lying, resting position. For added convenience and safety each sling has four attachment points. The sewn-in Velcro loop and hook attach the sling to the bed, helping to turn the client comfortably and prevent sling from sliding out of place.

**THIS SLING SHOULD ONLY BE USED FOR TUNING, NOT FOR LIFTING**



### PADDED-

Part #	Description
507782	Tri Turner Sling - Standard
507783	Tri Turner Sling - Large
507784	Tri Turner Sling - Bariatric

**SAFE WORKING LOAD: 450 LBS**

### SPACER FABRIC -

Part #	Description
507786	Tri Turner Sling - Standard
507787	Tri Turner Sling - Large
507788	Tri Turner Sling - Bariatric

**SAFE WORKING LOAD OF SPACER FABRIC : 625 LBS**

**THIS SLING IS NOT SUITABLE TO LEAVE UNDER THE PATIENT. ONLY SPACER FABRIC TRI TURNER SLING IS SUITABLE TO LEAVE UNDER THE PATIENT.**

The decision to leave a sling in place must be based on strong clinical reasoning and the rationale should be documented.

A trained professional should always perform a risk assessment to determine the sling application method, design, and fabric to be used.

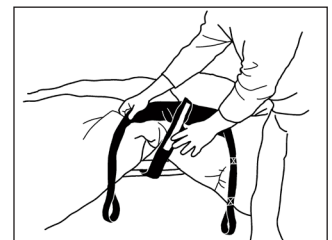
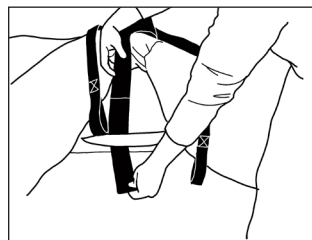
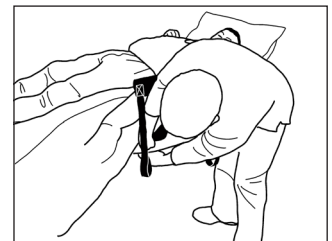
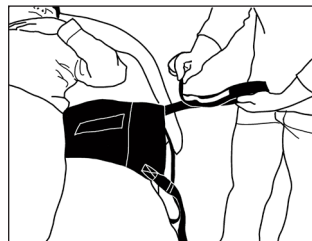
Always refer to your institutional policies and procedures to ensure appropriate precautions are being followed.

1) Push the Strap End Stitched with Velcro loop and hook of the Tri Turner Sling under the lower back of the patient by compressing the mattress.

2) Slide the strap to the other side of the bed frame.



3) Open the Velcro Loop and attach it to the bed frame.



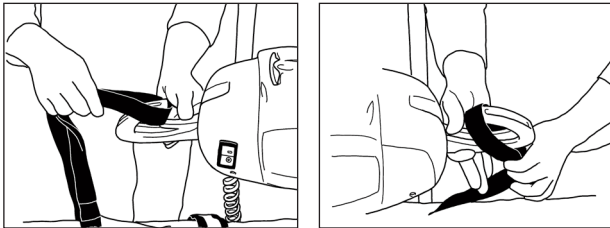
## Handicare

81 Romina Drive, Concord ON L4K 4Z9 Canada | 1.877.304.5438 | [www.handicare.ca](http://www.handicare.ca)  
10888 Metro Court, St. Louis, MO 63043 USA | Toll Free: 1.866.891.6502 | [www.handicareusa.com](http://www.handicareusa.com)

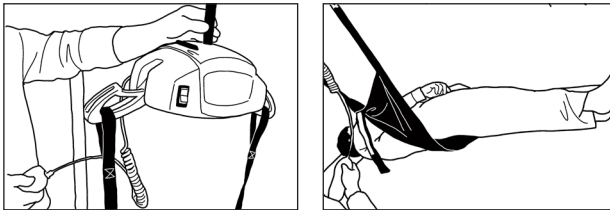
# SLING INSTRUCTION SHEET

## TRI TURNER SLING

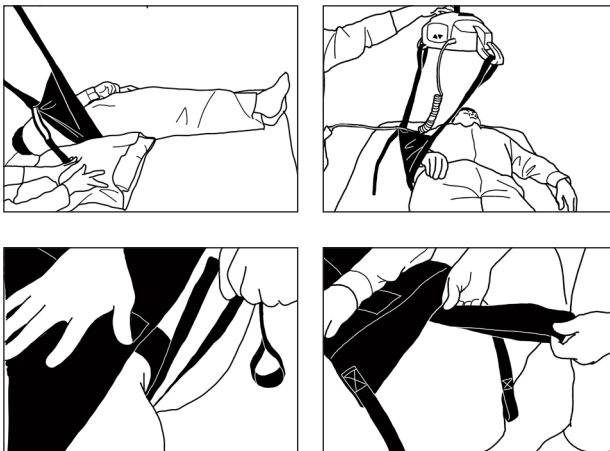
4) Attach the Tri Turner Sling Straps to the Lift hooks. Start Lifting the Sling. Make sure the Lift hooks are parallel to the patient's back Side. Cross or straighten legs before turning.



**NOTE:** Support the Patient while turning. Support Patient's back with pillow when giving bath.



6) After completing turning of the patient, lower the sling. Remove the Velcro loop and hook from the bed frame and fasten it onto itself before you pull it out from underneath the patient.



### Special Instructions

This sling is appropriate for a client who has mild ability to participate in a lateral roll activity; may not be appropriate for an unconscious client who has no active trunk control.

### Washing Instructions

The sling should be inserted into a washing/laundry bag prior to being placed into the washer. This is to prevent any unusual wear and tear of the sling by the agitator and/or other parts of the washing machine.



**NOTE:** The Tri Turner sling is made from polyester materials. Life expectancy is up to 4 years depending on use, care and laundering process. Always follow general guidelines before use. Discard the sling if any tears or serious defects are found.

### GENERAL GUIDELINES

Only people who have received proper training should attempt to use Handicare's Lift Systems. Improper use can lead to serious injury. Please read and adhere to the following guidelines:

1. Read all lift instructions before using.
2. Do not exceed safe weight capacity.
3. Visually inspect the sling prior to using it (check for cleanliness, fraying, cuts, or tears to straps and/or material).
4. A balanced fit is a safe fit: position the sling under and around the individual.
5. Do not use the lift systems for anything but their stated purpose.

All Handicare's loop-style slings are compatible with our complete range of carry bars.

To ensure anyone using Handicare's Lift Systems is properly trained, an on-going training program should be established. Contact your Handicare representative should you have further questions.

## Handicare

81 Romina Drive, Concord ON L4K 4Z9 Canada | 1.877.304.5438 | [www.handicare.ca](http://www.handicare.ca)  
10888 Metro Court, St. Louis, MO 63043 USA | Toll Free: 1.866.891.6502 | [www.handicareusa.com](http://www.handicareusa.com)