
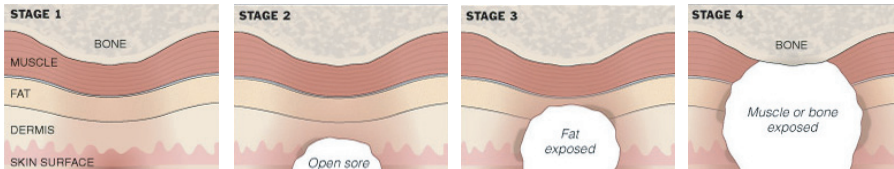


PERFECT FOR PATIENTS  
PERFECT FOR CAREGIVERS

CREATING INNOVATION AND DIFFERENCE

# Enhance DX

Enhance DX Mattress System is a low to medium risk system for patients who are at risk of developing Pressure Ulcers according to your sound clinical judgment. Enhance DX can also be used for patients who have an existing stage 1, 2 and 3 Pressure Ulcer, in conjunction with your hospital's policy on pressure area management.



Various top covers are designed and available to satisfy your individual requirement in terms of therapy, prevention and patient comfort.

## Master Control Unit

- Dimension: (L)10.1"x (W)4.5"x (H)8.3"
- Weight: 5.1 lbs
- Rating Voltage: 110-120 volts
- Max Current: 0.1A max.
- Rating Frequency: 60Hz
- Cycle Time: 10 mins
- 2 in 1 alternation
- Min/Max Pressure: 12~47 mmHg +/- 5 mmHg
- Flow-rate:  $\geq 5$  l/min
- Protection Type: Class I, Type BF
- Low Pressure Alarm: Visual / Audio
- Static Function

## Mattress Replacement

- Model No: Enhance DX
- Dimension: (L)80"x (W)36"x (H)8"
- Weight: 20 lbs
- Weight Capacity: 500 lbs
- Cell Material: Blue Nylon with PU Coating
- Cell Number: 18 cells
- Cover Material: Blue Nylon with PU coating finish
- Base Material: Black Polyester with PVC Coating
- CPR Quick Release System

Toll Free:  
877-367-5507  
LA, CA OFFICE  
TEL: 626-275-4063  
TAMPA, FL OFFICE  
TEL: 813-854-5464



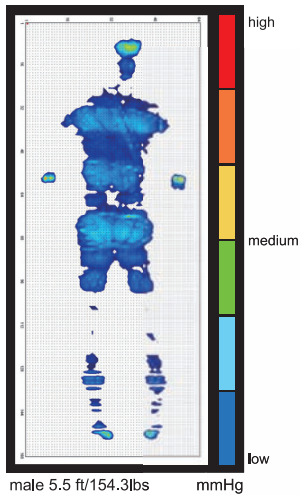
# Enhance DX



## Enhance DX

provides you, the caregiver, with peace of mind  
and your patient, with world class care & comfort

Perfect for  
patients  
and  
caregivers



## PRESSURE MAPPING

Enhance DX provides constant low pressure by redistributing the patient's pressure over a greater area than a standard mattress.

- The Enhance DX replacement mattress can accommodate patient weights up to 500 lbs
- The Enhance DX, with its 8 inch high cells, provides safe support and personal comfort to patients
- Modular design ensures ease of use and cleaning
- Interchangeable air cell design provides easy cleaning and minimizes the proliferation of bacteria



Enhance DX  
is your partner  
in protection  
and treatment  
of pressure ulcer



Cable management  
keeps  
electrical cables  
off the floor



CPR  
quick release  
system deflates  
the system  
within  
20 seconds



Hanging bracket  
fits on  
all type of beds

Low slip base cover  
is a plus to keep  
the mattress  
in place  
on the bed



Effective  
micro low air loss  
for moisture  
management



Slimline pump  
design  
is unobstructive

The electronic control provides 8 adjustable levels of comfort depending on the patient's therapy requirement.



2-in-1 alternating air cycle  
ensures the maximum protection.

The power failure alarm is  
triggered during a power outage.

The Low-Pressure Alarm is triggered  
when the air pressure of the mattress  
is lower than the default setup.