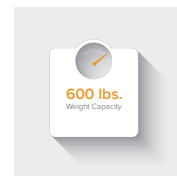




P903

## FEATURES

- Exceptional travel range, 7" - 30"
- Integrated width 36" - 39" - 42" and length 80" - 84" - 88" expansion
- Handheld backlit pendant control with auto contour and cardiac comfort chair
- Under-mount LED lighting
- Color-coded, dual-pedal floor lock
- Synchronized Hi/Lo motors
- Rolls easily at any height



600 lbs.  
Weight Capacity



Width 36" - 39" - 42"  
and length 80" - 84" -  
88" expansion



Cardiac Comfort  
Chair




Adjustable Wall  
Bumper

## ACCESSORIES

### Quick Ship Bed End Options

Meets all Entrapment Guidelines with Below Accessories

Quick Ship (QS) OSLO Beds Ends • Available in 2 styles only • Available in 35" and 42"



Brownlee Woods



Mill Creek


Available in 3 finishes only



OSLO Oak




OSLO Cherry



OSLO Figured  
Mahogany

## MATTRESSES

Rotating  
Assist Bar



Model #PLTCAB

Rotating  
Assist Rail



Model #PLTCAR

Deluxe Rotating  
Assist Rail




Model #PLTCDR

Transporter




Model #P903TRP

GRAVITY 9




Model #15970

GRAVITY 8



Model #15870

GRAVITY 7



Model #15777

Available with or without rails



# PRIMECARE P903

## ORDER FORM

FAX TO XXX-XXX-XXXX OR SUBMIT ONLINE

EMAIL FORM

CLEAR FORM

PRINT FORM

Dealer:	<input type="text"/>	Marked For:	<input type="text"/>	Account #:	<input type="text"/>
Date:	<input type="text"/>	PO#:	<input type="text"/>	Ordered By:	<input type="text"/>
Phone:	<input type="text"/>	Fax:	<input type="text"/>	E-mail:	<input type="text"/>
Ship to Address:	<input type="text"/>				

## P903 BED

Item #	Description	Quantity
P903	P903 Bed	<input type="text"/>

### CUSTOM BED ENDS AVAILABLE CONTACT YOUR SALES REPRESENTATIVE

MEETS ALL ENTRAPMENT GUIDELINES WITH BELOW ACCESSORIES | QUICK SHIP (QS) OSLO BED ENDS - AVAILABLE IN 2 STYLES ONLY

Item #	Size	Style	Mfg.	Color	Quantity
35BWBE-A	35"	Brownlee Woods	Oslo	Cherry	<input type="text"/>
35BWBE-B	35"	Brownlee Woods	Oslo	Oak	<input type="text"/>
35BWBE-FM	35"	Brownlee Woods	Oslo	Figured Mahogany	<input type="text"/>
42BWBE-A-SC05	42"	Brownlee Woods	Oslo	Cherry	<input type="text"/>
42BWBE-B-SC05	42"	Brownlee Woods	Oslo	Oak	<input type="text"/>
42BWBE-FM-SC05	42"	Brownlee Woods	Oslo	Figured Mahogany	<input type="text"/>
35MCBE-A	35"	Mill Creek	Oslo	Cherry	<input type="text"/>
35MCBE-B	35"	Mill Creek	Oslo	Oak	<input type="text"/>
35MCBE-FM	35"	Mill Creek	Oslo	Figured Mahogany	<input type="text"/>
42MCBE-A-SC05	42"	Mill Creek	Oslo	Cherry	<input type="text"/>
42MCBE-B-SC05	42"	Mill Creek	Oslo	Oak	<input type="text"/>
42MCBE-FM-SC05	42"	Mill Creek	Oslo	Figured Mahogany	<input type="text"/>

## ASSIST BARS

Item #	Description	Quantity
PLTCAB	Rotating Assist Bar	<input type="text"/>
PLTCAR	Rotating Assist Rail	<input type="text"/>
PTLCDR	Deluxe Rotating Assist Rail	<input type="text"/>

## MATTRESSES

Item #	Description	Quantity
15777	Gravity 7	<input type="text"/>
15870	Gravity 8	<input type="text"/>
15970	Gravity 9	<input type="text"/>

## ACCESSORIES

Item #	Description	Quantity
P903-T-BBK	Battery Backup	<input type="text"/>
P903TRP	Transporter	<input type="text"/>

To Learn More/Request a Demo: Call our LTC Customer Service Hotline at 1-877-374-8763, Contact your Sales Representative, or Visit [DriveMedical.com](http://DriveMedical.com) EXPAND THE POSSIBILITIES

