




QUICKIE®

ENERGY INTO
MOTION


NITRUN®

QUICKIE® NITRUM®

Elevate your ride to a whole new level! The QUICKIE Nitrum is engineered to efficiently convert your energy into motion allowing you to propel with the least amount of effort.

QUICKIE's decades of experience developing high-end manual wheelchairs coupled with feedback from wheelchair users drove the design of the Nitrum. For active users who are looking for unmatched driving performance, innovative details and a large variety of options, the Nitrum creates the perfect match for fit and performance.

NEVER COMPROMISE. WE DON'T EITHER.

When designing the lightest rigid wheelchair without compromising stability or load ability, several components must come together:

- Innovative development
- Leading-edge technology
- High-end materials

With its striking design, smart details and unbeatable performance, Nitrum elevates your ride to a whole new level.



LIGHTEST IN ITS CLASS WITHOUT COMPROMISE

The minimalistic frame design is made of a special ovalized 7020 series aerospace aluminum that has been heat treated using ShapeLoc technology.

Together with the hollow forged caster link tubes, we've minimized the total weight and therefore total energy expenditure needed for propulsion. Drive further and faster without getting tired.

TWO FRAMES, OPEN OR HYBRID

- Clean, minimal design
- Easy to handle and stow
- Fold-down back support with one-hand release
- Up to 300 lb weight capacity

HIGHLY CONFIGURABLE

- Frame angle
- Front frame inset
- Lower leg length selection
- Caster position

HIGHLY ADJUSTABLE

- Back support
- Center of gravity
- Casters



CHOOSE... OPEN FRAME

LIGHTEST WEIGHT, SIMPLEST DESIGN

The lightest adjustable rigid aluminum wheelchair in class with a minimalistic open frame design which makes it easy to propel, extremely transport friendly, and easy to stow.

SIMPLICITY + STRENGTH

Along with its super clean look, the Nitrum is suitable for users up to 275 lbs and offers the full range of adjustability and options.



OR... HYBRID FRAME

MOST RIGID, STILL LIGHTWEIGHT

The Nitrum Hybrid offers a reinforced front frame without compromising its proven lightweight construction.

The dual tube design is suitable for users up to 300 lbs and combines extraordinary stability with durable lightweight construction and full adjustability. This leads to an ultra-stiff frame design and an unrivalled rigid ride.



FIT FOR PERFORMANCE

We are convinced you deserve a chair that meets your individual needs. This is why the Nitrum has greater configurability to help achieve YOUR perfect fit.

Each chair is made by hand in California and is unique, just like you.

CONFIGURED TO YOU

Individually position your feet, lower leg, and pelvis in the best possible way for improved handling and efficient propulsion.

- Three Frame Angles: 75°, 80°, 85°
- Three Frame Insets: 0", 1", 2"
- 89 seat width / seat depth combinations, up to 20"
- Lower leg length selection
- Two caster positions

The perfect match for fit and performance.



THE DETAILS MAKE THE DIFFERENCE

PATENTED, ADJUSTABLE CASTER SYSTEM

Instead of several welded parts, we use a reinforced and patented caster mechanism in a single hollow-forged component. The fewest possible elements and no moving parts give you amazing driving performance – ultra lightweight yet strong, durable without compromising adjustability.

Caster position is optimized for handling, turning, and maximized propulsion efficiency. Casters may be positioned narrower for more maneuverability or wider for greater stability.

Fine-Tuned Adjustment

- Angle
- Camber
- Height

ADJUSTABLE BACK SUPPORT

The forged aluminum back support bracket and locking mechanism are rigid and solid with virtually no play. Angle-adjustment and folding are separate mechanisms. Easy to adjust.

COMPACT WHEEL LOCK

We've designed a better wheel lock in terms of function, strength, and even weight.

- Redesigned housing controls play and improves durability
- Enhanced wheel lock engagement
- Transfer-friendly design
- Available as direct mount, reducing weight an additional 6 oz.



ONE-HANDED FOLDING BACK SUPPORT

Choose from two folding mechanisms.
Both offer simple one-handed release and a clean look.



Twist-Lock (optional)



Release Bar (standard)

SEE AND BE SEEN

LED Lights mounted on each caster arm allow you to see and be seen.

- Composite housing is water and shock proof
- Four LEDs per side light up the area around the caster wheels
- Three Modes: high, low, and blink
- Control box is mounted inconspicuously on the calf strap and includes a detachable/rechargeable Li-Ion battery
- Four hours of run time

ADDITIONAL OPTIONS



Tension Adjustable Seat Sling

Breathable fabric with block-and tackle tension-adjustment is easy to tighten, and its double-loop mechanisms will remain secure.

Helps position the pelvis lower than the thighs for additional postural stability.



Freestyle® Back Option

Minimal design.
Freedom to move.



Wheel and Handrim Options

- SPINERGY® CLX carbon fiber wheel
- SPINERGY® SPOX / LX colored spokes in blue, red, white, green, pink, purple, or yellow
- Stainless steel handrim
- Tab mount handrim: Standard or Narrow

ACTIVE RIGID OPTION

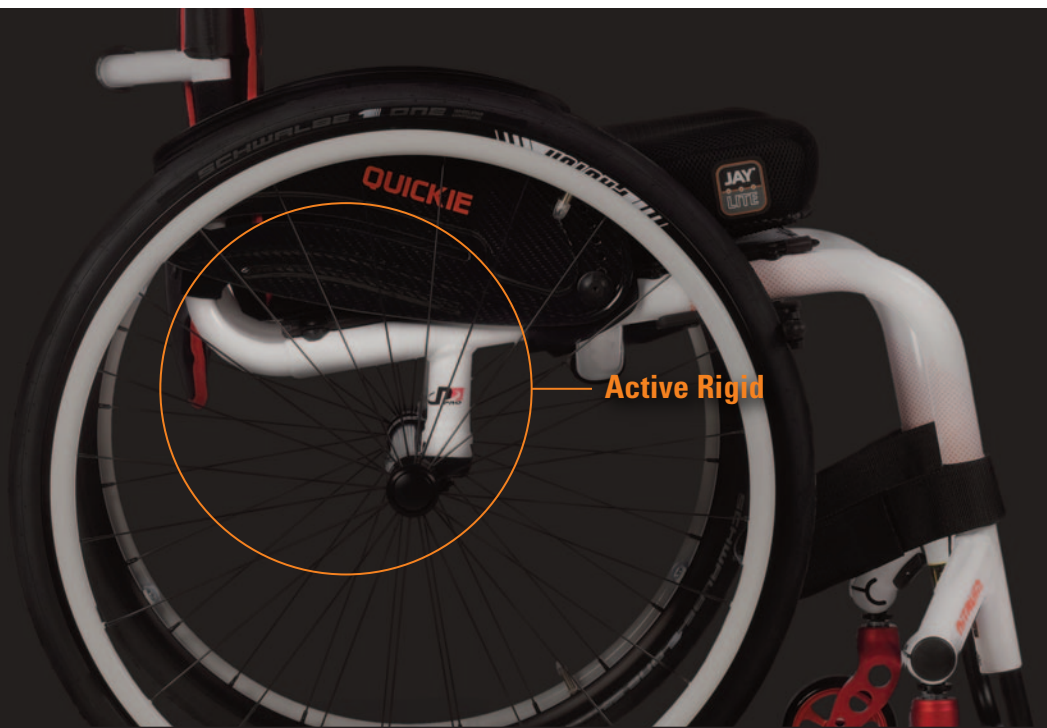
During development of the Nitrum series, we made it our goal to optimize weight savings of each component and to achieve maximum rigidity. **NITRUM ACTIVE RIGID FRAMES** take this principle to extremes.

Both chairs are based on the same lightweight construction as Nitrum and Nitrum Hybrid, but are characterized by the fixed welded backrest and axle stems which save even more weight, increase frame-stiffness, and reduce moving parts.

A SIMPLE FORMULA

Less moving parts means:

- Less play
- Less maintenance
- Lower weight



MAKE IT YOURS

Express your style with colored upholstery trim, anodized caster wheels and forks, painted handrims, frame graphics, and 29 different frame color options.


Upholstery Trim Colors




Anodized Colors



Frame Graphics




QUICKIE Paint Colors



Handrim Colors





NITRUM Specifications	NITRUM	NITRUM Hybrid
HCPCS code	K0005	K0005
Frame material	7020 Oval Aluminum	7020 Oval Aluminum
Seat width	12" to 20" (30.5 to 50.8 cm)	12" to 20" (30.5 to 50.8 cm)
Seat depth	12" to 20" (30.5 to 50.8 cm)	12" to 20" (30.5 to 50.8 cm)
Frame angles	75°, 80°, 85°	75°, 80°, 85°
Seat height front	16" to 21" (40.6 to 53.3 cm)	16" to 21" (40.6 to 53.3 cm)
Seat height rear	13" to 20" (33 to 50.8 cm)	13" to 20" (33 to 50.8 cm)
Back height adjustment	Height Adjustable: 10" to 20" Fixed Height: 8" to 19"	Height Adjustable: 10" to 20" Fixed Height: 8" to 19"
Back angle adjustment	Fore (-)18° to Aft (+)10°	Fore (-)18° to Aft (+)10°
Center of gravity (COG)	0° to 4°	0° to 4°
Chair weight	18.3 lbs	20.3 lbs
Transport weight	10.8 lbs 9.7 lbs *	12.8 lbs 11.7 lbs *
Weight capacity	275 lbs (125 kg)	300 lbs (136 kg)
Transit	Yes **	Yes **



Scan with your phone's camera to start creating your own Nitrum.



See the Nitrum in your own space, using the AR app.

See order form as specifications may vary based upon configuration.

* Without wheel locks

** Conforms with ANSI/RESNA WC-19 standards



Sunrise Medical (US) LLC, Fresno, CA 93727
MK-129821 Rev.C ©04.2021

800.333.4000 www.SunriseMedical.com

