

# VERTICAL PLATFORM LIFTS

A Platform To Do More



Vertical Lift



Gated Lift



Enclosed Lift





# Harmar

Harmar is a leading manufacturer of lifts and is inspired by those who are mobility challenged. Harmar is driven to create mobility and accessibility products that help or enable people to go where they want, when they want, how they want.

Founded in 1998, Harmar has a proud history of growth by evolving our product lines to enrich the lives of our customers. We give people the path to independence to remain in their home, enjoy their families, and be engaged in their communities. Through innovation we are committed to help people of all ages overcome their limited physical mobility at home and away. All Harmar lifts are made in the USA, which means quality you can depend on.

# Making Life Simple at Home and Away

Whether coming in and out for a fun summer barbecue, a simple get together on the porch, accessing another level of a home, or getting in from the garage, a Vertical Platform Lift (VPL) offers wheelchair accessibility without the burden of transferring out of your power chair, scooter, or manual chair. And they take up very little space, unlike ramp systems.

Harmar's Highlander Series VPLs give freedom, independence, and access to enjoy celebrations with family and friends, go to those milestone events, and be a part of special moments. It turns everyday functions that were once large challenges into routine daily activities that allow you to enjoy the comforts of your home or those celebrations away. Harmar's Vertical Platform Lifts come in a variety of configurations: indoor and outdoor, commercial and residential, open and enclosed.

## Highlander Models

<i>RPL</i>	Ideal for low-rise residential accessibility up to 77". Basic configurations and accessories available, with a lower overall price point.
<i>CPL</i>	For all residential and commercial applications with lifting heights up to 171".
<i>TG</i>	For commercial applications, meets ADA standards for an enclosure where there is no hoistway. Great application for sites where major construction isn't an option. This is a self contained unit with top landing gate, platform gate, lower landing gate, and lower enclosure included. Lifting height up to 53".
<i>Enclosed</i>	Ideal for applications where there is no existing hoistway. Fully stand-alone, and effective for easy-to-install wheelchair accessible needs. Acrylic or steel enclosed panels with lifting heights up to 171".
<i>Portable</i>	Used when vertical access is infrequently needed. Not required to be mounted or secured to a floor. Lifting height up to 53".



---

## 3.3 Million

wheelchair users  
living in the US want  
better access in the  
home they live in.

---





# A Platform To

## Harmar's CPL Series

For years of reliable and safe accessibility, choose the Highlander CPL Series with a 750 lbs weight capacity and lift heights up to 171" that can be used in residential or commercial settings. These units are easy to install and provide a variety of options. The Highlander CPL is ETL approved, safe, smooth, and economical. Lifts are designed with a top mounted motor and electrical box to simplify servicing and protect from standing water. Harmar's extensive portfolio also offers a broad range of accessories to ensure the best fit to be safe and code compliant.

Outdoor finishes and packages available. Blue awning is not included.\*



## Express Deck

The Express Deck is a universal solution that allows you to install Vertical Platform Lifts easily, up to 48" in height. This all-in-one, quick, pre-packaged accessory eliminates the need to build separate decking for the lift.

## Lifting Heights

<i>CPL400</i>	Up to 53"
<i>CPL600</i>	Up to 77"
<i>CPL800</i>	Up to 101"
<i>CPL1000</i>	Up to 125"
<i>CPL1200</i>	Up to 149"
<i>CPL1400</i>	Up to 171"

# Do More

## Peace of Mind Features

Motor and electrical mounted at top to avoid risk of standing water.



Easy to use paddle switch with emergency stop inside carriage.



Grab rail inside carriage.



Safety pan shuts down the lift when obstructions are under unit.

## Additional VPL Models


The TG400 is a self-contained Vertical Platform Lift with stationary lower landing walls and gate; making it an enclosed unit on all sides. This lift requires minimal construction and meets ADA standards without a hoistway. This model is ideal for existing sites where major construction is not an option. Its maximum lifting height is 53".



Includes top landing gate, platform gate, lower landing gate, and lower enclosure walls.



The CPL400P has a lifting height up to 53". It comes with 4 removable caster wheels, a platform gate on upper landing side and auto folding ramp on lower landing side.



\*Platform gate not available on same side enter/exit.





# Enclosed Lifts

The Enclosed Platform Lift (EPL) Series is Harmar's all-inclusive solution to multi-level access. This lift is the perfect application for both residential and commercial use at a school, university, church, factory, or government building. The Enclosed Platform Lift is a bundled installation that can help ensure you meet code for ADA compliance. It creates an elevator-like shaft with fitted enclosed walls, integrated doors, gates and customizable platform sizes, and a 750 lbs weight capacity. With an extensive accessory portfolio of options, this vertical lift solution makes life a little easier.

## Lifting Heights

<i>EPL400</i>	Up to 53"	<i>EPL1000</i>	Up to 125"
<i>EPL600</i>	Up to 77"	<i>EPL1200</i>	Up to 149"
<i>EPL800</i>	Up to 101"	<i>EPL1400</i>	Up to 171"

## Enclosed Options

An Enclosed Platform Lift can come with: Acrylic panels (shown above), steel panels (shown right), dome top and ventilation system (shown right).




# RPL Series


RPL400 and RPL600 models are designed with a compact footprint and 600 lbs capacity to lift a wheelchair or scooter up to 53" and 77". This economical mini elevator-like lift allows you to drive on to and roll off of the platform without transferring out of the wheelchair or scooter. It can accommodate your packages, groceries, or even another person whom may be with you. Compact footprint improves access to homes for elevations with raised entries, porches or short decks saving space versus long, extended ramp systems.

## Lifting Heights

RPL400	Up to 53"
RPL600	Up to 77"



Easy to use rocker switch with emergency stop.



Platform with non-skid surface and auto folding access ramp. Safety pan safely stops lift when obstructions encountered.\*

Compact foot print of 50" x 70" including ramp.



## Vertical Platform Lift Specifications

Lift Type	RPL	CPL	Enclosed	TG	Portable
Application	Residential	Residential Commercial	Residential Commercial	Residential Commercial	Residential Commercial
Weight Capacity	600 lbs	750 lbs	750 lbs	750 lbs	750 lbs
Model/Max Lifting Heights	RPL400 - 53" RPL600 - 77"	CPL400 - 53" CPL600 - 77" CPL800 - 101" CPL1000 - 125" CPL1200 - 149" CPL1400 - 171"	EPL400 - 53" EPL600 - 77" EPL800 - 101" EPL1000 - 125" EPL1200 - 149" EPL1400 - 171"	TG400 - 53"	CPL400P - 53"
Drive System	Belt Driven ACME Screw	Belt Driven Ball Screw	Belt Driven Ball Screw	Belt Driven Ball Screw	Belt Driven Ball Screw
Speed	10 FPM	10 FPM	10 FPM	10 FPM	10 FPM
Standard Platform	36" x 48" w/36" Guard Panels	36" x 54" w/42" Guard Panels	36" x 60" w/42" Guard Panels	36" x 60" w/42" Guard Panels	36" x 54" w/42" Guard Panels
Standard Footprint	50" x 70"	50" x 54"	54" x 65"	57" x 68"	50" x 70"
Options	36" x 54" Platform 90° Exit Top Landing Gates with EMI interlock	36" x 60" Platform 42" Platforms 90° Exit Top Landing Gates with EMI interlock	Acrylic Enclosure Panels 42" x 60" Platform 90° Upper Landing Same Side Entry/Exit		

## Harmar Offers Lifts for Home and Away



Curved and Straight  
Stair Lifts



Dumbwaiters and  
Cargo Lifts



Multiple auto lift solutions  
for chair or scooter



Incline Platform Lifts



**Harmar**  
Lifts for Life

2075 47th St Sarasota, FL 34234  
800.833.0478 [www.harmar.com](http://www.harmar.com)