

PRIDE[®]

MOBILITY

LIVE YOUR BEST[®]



About us

Dedicated to the sole mission of helping those with mobility needs live the most active, independent lives, Pride Mobility Products is the world's leading designer and manufacturer of personal mobility products, including the iconic Jazzy brand of power chairs, Go-Go Travel Mobility, Pride Scooters and Pride Lift chairs.

With over a quarter-century of serving consumers, Pride continues to create products with the industry's most innovative features, distinctive styles and performance-driven touches to help our consumers lead the most active, independent lifestyles. As has been our guiding principle, Pride's goal is to help all "Live One's Best!"

Further information can be obtained through our website or sell sheets. All information is subject to change without notification. Please consult us with any queries you may have.
All images used for illustration purposes only.



Contents

ITURN TECHNOLOGY	04	POWER CHAIRS	46 - 57
TRAVEL SCOOTERS	06 - 23	Jazzy Air 2.0	48
Go-Go Ultra X	08	Go Chair	50
Go-Go Elite Traveller	10	i-Go	52
Go-Go Elite Traveller Plus	12	i-Go+	54
Go-Go Elite Traveller LX with CTS	14	i-Go Fold	56
Go-Go Elite Traveller Sport	16		
Revo 2.0	18	SCOOTER ACCESSOIRES	58 - 61
Jazzy Zero Turn	20	LIFT CHAIRS	62 - 69
Quest	22	The Wendover	64
		The Westminster	65
MID SIZE SCOOTERS	24 - 33	C1	66
ZT10	26	660 Mini lounger	67
Lunetta Sport	28	LC101	68
Victory 10 LX	30	LC107	69
Victory 10 DX	32	LL805	70
		Why Pride lift chairs?	71
FULL SIZE SCOOTERS	34 - 43		
Ranger	36		
Victory XL130	38		
Victory XL140	40		
Zolar	42		
Luna Victory	44		



Our patent-pending, intelligent-turning iTurn Technology ensures effortless navigation in small spaced and and around corners. With iTurn Technology, the turning radius is 971 mm on the Jazzy Zero Turn (page 20) and 1092 mm on the ZT10 (page 26). iTurn Technology allows you to make a U-turn in a small space without ever having to put the scooter in reverse! From elevators to narrow grocery store aisles, iTurn Technology can handle the tightest spaces!







Travel Scooters

Small light travel scooters, which are easy to dismantle and can travel up to 10 km/h. These products can fit easily into most cars, most models can be disassembled. Travel scooters are a lighter product meaning that there is a limit to weight capacity and battery size.

08	Go-Go Ultra X
10	Go-Go Elite Traveller
12	Go-Go Elite Traveller Plus
14	Go-Go Elite Traveller LX with CTS
16	Go-Go Elite Traveller Sport
18	Revo 2.0
20	Jazzy Zero Turn
22	Quest


Go-Go Ultra X

Economy class price with first class features



The Go-Go Ultra X is loaded with features such as one-hand disassembly and a convenient drop-in battery box for worry-free travel. With a 117 kg weight capacity, a maximum speed up to 6,5 km/h, a per-charge range up to 17 km on the 3-wheel and 21 km on the 4-wheel, the Go-Go Ultra X is an exceptional value.

Specifications

WEIGHT CAPACITY	117 kg
MAXIMUM SPEED ¹	3W: Up to 7 km/h 4W: Up to 6,5 km/h
TURNING RADIUS	3W: 781 mm 4W: 1385 mm
OVERALL LENGTH ²	1022 mm
OVERALL WIDTH ²	490 mm
FRONT TIRES	8" solid
REAR TIRES	8" solid
TOTAL WEIGHT WITHOUT BATTERIES	3W: 34,5 kg 4W: 37 kg
BATTERIES REQUIRED ³	Type: Two 12-volt, deep-cycle Size: 18 Ah
COLOURS	 Red

1)Varies with user weight, terrain type, battery amp-hour (AH), battery charge, battery condition and tire condition. These specifications can be subject to a variance of (+/- 10%).

2) Due to manufacturing tolerances and continual product improvement, this specification can be subject to a variance of + or - 3%

3) AGM or gel cell type required.

Features

- Convenient dual voltage charger can charge battery pack on-board or off-board
- Feather-touch disassembly permits simple frame separation with only one hand and easily disassembles into five super lightweight pieces for convenient transport and storage
- Front frame-mounted seat post offers maximum stability
- Pride's exclusive black, non-scuffing tires



Go-Go Elite Traveller

Compact and dependable mobility



The compact design of the Go-Go Elite Traveller allows you to easily manoeuvre in tight spaces while providing stable outdoor performance. With a 136 kg weight capacity, a charger port in the tiller, one-hand feather-touch disassembly and maximum speeds up to 6,5 km/h, it's easy to go where you want to go!

Specifications

WEIGHT CAPACITY	136 kg
MAXIMUM SPEED ¹	Up to 6,5 km/h
TURNING RADIUS	3W: 838 mm 4W: 1120 mm
OVERALL LENGTH ²	3W: 940 mm 4W: 1003 mm
OVERALL WIDTH ²	495 mm
FRONT TIRES	3W: 8" solid 4W: 7" solid
REAR TIRES	8" solid
TOTAL WEIGHT WITHOUT BATTERIES	3W: 34,25 kg 4W: 36 kg
BATTERIES REQUIRED ³	2x 12Ah (standard) 2x 18Ah (optional)
COLOURS	  Red Blue

¹)Varies with user weight, terrain type, battery amp-hour (AH), battery charge, battery condition and tire condition. These specifications can be subject to a variance of (+/- 10%).

²) Due to manufacturing tolerances and continual product improvement, this specification can be subject to a variance of + or - 3%

³) AGM or gel cell type required.

Features

- Charger port in tiller
- Convenient dual voltage charger can charge battery pack on-board or off-board
- Feather-touch disassembly permits simple frame separation with only one hand and easily disassembles into five lightweight pieces for convenient transport and storage
- Front frame-mounted seat post offers maximum stability
- Front tiller-mounted basket
- Includes two sets of easily changeable, red and blue colored panels
- Microprocessor-based controller offers optimal power management and added safety features
- Pride's exclusive black, non-scuffing tires
- Removable footboard basket for additional storage (4-wheel version only)


Go-Go Elite Traveller Plus

Heavy duty portable solution



The Go-Go Elite Traveller Plus offers style and performance for your on-the-go lifestyle. Standard features include a delta tiller with wraparound handles, feather-touch disassembly, black, non-scuffing tires, front basket and an 18 AH battery pack. A 147 kg weight capacity and a maximum speed up to 6,5 km/h complement the versatility of the Go-Go Elite Traveller Plus.

Specifications

WEIGHT CAPACITY	147 kg
MAXIMUM SPEED ¹	Up to 6,5 km/h
TURNING RADIUS	3W: 876 mm 4W: 1162 mm
OVERALL LENGTH ²	3W: 1016 mm 4W: 1023 mm
OVERALL WIDTH ²	540 mm
FRONT TIRES	2" x 8" solid
REAR TIRES	3" x 8" solid
TOTAL WEIGHT WITHOUT BATTERIES	3W: 39,2 kg 4W: 39,5 kg
BATTERIES REQUIRED ³	Type: Two 12-volt, deep-cycle 2x 18Ah
COLOURS	  Red Blue

1) Varies with user weight, terrain type, battery amp-hour (AH), battery charge, battery condition and tire condition. These specifications can be subject to a variance of (+/- 10%).

2) Due to manufacturing tolerances and continual product improvement, this specification can be subject to a variance of + or - 3%

3) AGM or gel cell type required.

Features

- Feather-touch disassembly permits simple frame separation with only one hand and easily
- Delta tiller with wraparound handles
- Pride's exclusive black, non-scuffing tires
- Auto-connecting front to rear cable
- Includes two sets of easily changeable, red and blue colored panels
- Front frame-mounted seat post offers maximum stability
- Convenient dual voltage charger can charge battery pack on-board or off-board
- Disassembles into five lightweight pieces for convenient transport and storage
- Modular design for easy serviceability
- Front tiller-mounted basket
- Removable footboard basket for additional storage (4-wheel version only)
- Convenient off-board dual voltage charger can charge battery pack on- or off-board


Go-Go Elite Traveller LX with CTS suspension

Luxurious features with a compact design



The Go-Go LX with Comfort-Trac Suspension (CTS) offers a whole new level of comfort and performance. This industry-first CTS technology incorporates advanced suspension for improved absorption over various terrains. The Go-Go LX with CTS offers a 136 kg weight capacity, a per charge range up to 16,9 km and a maximum speed of 7 km/h. Standard features include feather-touch disassembly, a wraparound delta tiller with charger sport, black, non-scuffing tires, LED headlight and front basket.

Specifications

WEIGHT CAPACITY	136 kg
MAXIMUM SPEED ¹	Up to 7 km/h
TURNING RADIUS	3W: 838 mm 4W: 1136 mm
OVERALL LENGTH ²	3W: 1009 mm 4W: 1041 mm
OVERALL WIDTH ²	520 mm
FRONT TIRES	3W: 2" x 8" solid 4W: 2" x 7" solid
REAR TIRES	2,5" x 8" solid
TOTAL WEIGHT WITHOUT BATTERIES	3W: 38,5 kg 4W: 39,5 kg
BATTERIES REQUIRED ³	2x 12Ah (standard) 2x 18Ah (optional)
STANDARD COLOURS	  Red Blue
OPTIONAL COLOURS	    Orion Yellow Onyx Black Pearl Pink Sunburst Orange

Features

- Charger port in tiller
- Convenient dual voltage charger can charge battery pack on-board or off-board
- Feather-touch disassembly permits simple frame separation with only one hand and easily disassembles into five lightweight pieces for convenient transport and storage
- Front frame-mounted seat post offers maximum stability
- Front tiller-mounted basket
- Includes two sets of easily changeable, red and blue colored panels
- Microprocessor-based controller offers optimal power management and added safety features
- Pride's exclusive black, non-scuffing tires
- Removable footboard basket for additional storage (4-wheel version only)

1) Varies with user weight, terrain type, battery amp-hour (AH), battery charge, battery condition and tire condition. These specifications can be subject to a variance of (+/- 10%).

2) Due to manufacturing tolerances and continual product improvement, this specification can be subject to a variance of + or - 3%

3) AGM or gel cell type required.



Go-Go Elite Traveller Sport

Exclusive frame design for enhanced comfort



The stylish, high-performing Go-Go Elite Traveller Sport features an innovative design with a full complement of unique standard features. A charger port conveniently located in the tiller, front and rear LED lighting, 9" wheels at front and rear, an additional 50 mm deck space and an increased weight capacity of 147 kg are just a few features that make the Go-Go Elite Traveller Sport an exceptional scooter choice.

Specifications

WEIGHT CAPACITY	147 kg
MAXIMUM SPEED ¹	Up to 6,5 km/h
TURNING RADIUS	1283 mm
OVERALL LENGTH ²	1092 mm
OVERALL WIDTH ²	540 mm
FRONT TIRES	9" solid
REAR TIRES	9" solid
TOTAL WEIGHT WITHOUT BATTERIES	44 kg
BATTERIES REQUIRED ³	2x 18Ah (standard)
COLOURS	  Red Blue

1) Varies with user weight, terrain type, battery amp-hour (AH), battery charge, battery condition and tire condition. These specifications can be subject to a variance of (+/- 10%).

2) Due to manufacturing tolerances and continual product improvement, this specification can be subject to a variance of + or - 3%

3) AGM or gel cell type required.

Features

- Front and rear LED lighting
- Feather-touch disassembly with one hand
- Additional 2 inches of deck space for added leg room
- Exclusive black, low-profile, non-scuffing tires with new tri-spoke mags
- Delta tiller with wraparound handles
- Auto-connecting front to rear cable
- Includes 2 sets of easily changeable colored panels - Red & Blue
- Front frame-mounted seat post offers maximum stability
- Modular design for easy serviceability
- Microprocessor-based controller offers optimal power management and added safety features
- Front tiller-mounted basket
- Charger port conveniently located in the tiller
- Suspension seat post



Revo 2.0

Tough and built to last



Experience the Revo 2.0, a rugged scooter that combines an array of features into one great package. Tough and built to last, the Revo 2.0 offers rugged dependability you expect from luxury mid-size scooters. Comfort-Trac Suspension (CTS) ensures a smooth and comfortable ride over varied terrain. Experience convenient, feather-touch disassembly for portability that is comparable to our Travel Mobility line. Enjoy standard under seat storage and speeds up to 8 km/h. Ride on with the Revo 2.0!

Specifications

WEIGHT CAPACITY	147 kg
MAXIMUM SPEED ¹	Up to 6,5 km/h
TURNING RADIUS	1283 mm
OVERALL LENGTH ²	1092 mm
OVERALL WIDTH ²	540 mm
FRONT TIRES	9" solid
REAR TIRES	9" solid
TOTAL WEIGHT WITHOUT BATTERIES	44 kg
BATTERIES REQUIRES	2x 18Ah (standard)
COLOURS	  Grey Street True Blue

1) Varies with user weight, terrain type, battery amp-hour (AH), battery charge, battery condition and tire condition. These specifications can be subject to a variance of (+/- 10%).

2) Due to manufacturing tolerances and continual product improvement, this specification can be subject to a variance of + or - 3%

3) AGM or gel cell type required.

Features

- Front and rear LED lighting
- Feather-touch disassembly with one hand
- Additional 50 mm of deck space for added leg room
- Exclusive black, low-profile, non-scuffing tires with new tri-spoke mags
- Delta tiller with wraparound handles
- Auto-connecting front to rear cable
- Front frame-mounted seat post offers maximum stability
- Modular design for easy serviceability
- Microprocessor-based controller offers optimal power management and added safety features
- Front tiller-mounted basket
- Charger port conveniently located in the tiller
- Suspension seat post


Jazzy Zero Turn

New revolutionary turning technology



Get a 4-wheel scooter with a 3-wheel turning radius with Jazzy Zero Turn and Pride's patented, intelligent turning, iTurn Technology. Navigate tight corners and small spaces effortlessly with a 970 mm turning radius. Illuminate your ride with bright LED lighting. Dual motors and CTS suspension ensure a smooth and comfortable drive.

Specifications

WEIGHT CAPACITY	136 kg
MAXIMUM SPEED ¹	Up to 6,5 km/h
TURNING RADIUS	970 mm
OVERALL LENGTH ²	1162 mm
OVERALL WIDTH ²	508 mm
FRONT TIRES	2" x 7" solid
REAR TIRES	2,5" x 9" solid
TOTAL WEIGHT WITHOUT BATTERIES	54 kg
BATTERIES REQUIRED ³	2x 22Ah (standard)
COLOURS	 <p>Fire Opal Green Moonstone Onyx Black</p> <p>Pearl White Pewter Sapphire Blue</p>

Features

- The first 4-wheel indoor scooter
- Charging port built into the tiller for easy charging of the scooter
- Contemporary rim design makes the Jazzy Zero Turn look as good as it drives
- Dual motors for added traction in rough terrain
- Convenient under seat storage keeps your personal items close at hand
- USB charger built into the tiller for convenient charging of smart phones and portable devices

¹) Varies with user weight, terrain type, battery amp-hour (AH), battery charge, battery condition and tire condition. These specifications can be subject to a variance of (+/- 10%).

²) Due to manufacturing tolerances and continual product improvement, this specification can be subject to a variance of + or - 3%

³) AGM or gel cell type required.

Quest

Compact turn technology



Ready for transport and easily folded, the 4-wheel Quest Folding Scooter is perfect for the active lifestyle. Offering great performance indoors and out at a maximum speed of 6,5 km/h and a range per charge of up to 20 km, the Quest Folding Scooter provides a comfortable and convenient ride. It is a super portable space saver that adjusts to fit perfectly inside any closet, corner vehicle trunk. The Quest Folding Scooter is sleek, stylish, and extremely easy to operate, making it the perfect travel mobility scooter choice.

Specifications

WEIGHT CAPACITY	113,4 kg
MAXIMUM SPEED ¹	Up to 6,5 km/h
TURNING RADIUS	813 mm
OVERALL LENGTH ²	940 mm
OVERALL WIDTH ²	483 mm
FRONT TIRES	7" solid
REAR TIRES	8" solid
TOTAL WEIGHT WITHOUT BATTERIES	23,5 kg
BATTERIES REQUIRES ³	2x 12 AH sealed lead acid (standard)
COLOURS	<div data-bbox="461 773 531 841" data-label="Image"> </div> White

1) Varies with user weight, terrain type, battery amp-hour (AH), battery charge, battery condition and tire condition. These specifications can be subject to a variance of (+/- 10%).

2) Due to manufacturing tolerances and continual product improvement, this specification can be subject to a variance of + or - 3%

3) AGM or gel cell type required.

Features

- Unique folding design
- Folds in just three easy steps
- Height adjustable tiller
- Up to 20 km range per charge
- Easy to transport at home, hotels, or airports
- Can be stowed upright or laid down
- Articulated front end adds greater stability
- Front and rear LED lights
- Optional armrests
- Folded size: 762mm, 483mm, 457mm (HxWxD)





Mid-size scooters

A sturdier type of scooter, which is capable of transporting a higher weight capacity than lighter scooters and can travel at speeds of up to 12 km/h

26	ZT10
28	Lunetta Victory Sport
30	Victory 10 LX
32	Victory 10 DX

ZT10

Independence reimagined



With contemporary styling and cutting-edge technology, the ZT10 is the perfect combination of aggressive performance and maneuverability. Discover the comfortable ride the ZT provides with CTS Suspension. Powerful dual-motor and two-wheel drive offers aggressive traction, easily tackling rugged terrain on trails. When you're done spending time outdoors, the ZT10 transitions seamlessly indoors. Maneuver smoothly through the halls and doorways with iTurn Technology.

Specifications

WEIGHT CAPACITY	181 kg
MAXIMUM SPEED ¹	Up to 9,4 km/h
TURNING RADIUS	1092 mm
OVERALL LENGTH ²	1219 mm
OVERALL WIDTH ²	913 mm
FRONT TIRES	9" solid
REAR TIRES	10,75" solid
TOTAL WEIGHT WITHOUT BATTERIES	82,5 kg
BATTERIES REQUIRED ₃	2x 40Ah
COLOURS	 <div> <div>Red</div> <div>Blue</div> <div>Pearl White</div> </div>

1) Varies with user weight, terrain type, battery amp-hour (AH), battery charge, battery condition and tire condition. These specifications can be subject to a variance of (+/- 10%).

2) Due to manufacturing tolerances and continual product improvement, this specification can be subject to a variance of + or - 3%

3) AGM or gel cell type required.

Features

- Three-speed control lets you adjust your speed when moving from indoor to outdoor driving
- Delta tiller with wraparound handles
- Easy access tiller-mounted charger port
- USB charger built into the tiller for convenient charging of smart phones and portable devices
- Integrated storage/cup holder in the tiller
- XLR charging port on tiller


Lunetta Victory Sport

High performance for an affordable price



The compact Lunetta Victory Sport mobility scooter has a slim, sporty appearance and delivers high performance achievements. The Lunetta has front and rear suspension, is easy to dismantle, has a delta tiller, highly visible automatic brake lights and LED lighting for illuminating curbs. All these features ensure the Lunetta Victory Sport to be a superior scooter at an affordable price!

Specifications

WEIGHT CAPACITY	158,8 kg
MAXIMUM SPEED ¹	Up to 12 km/h
TURNING RADIUS	1067 mm
OVERALL LENGTH ²	1187 mm
OVERALL WIDTH ²	657 mm
FRONT TIRES	10"
REAR TIRES	10"
TOTAL WEIGHT WITHOUT BATTERIES	67,9 kg
BATTERIES REQUIRED ³	2x12-volt, deep cycle Size: 40 AH
COLOURS	 Blue

1) Varies with user weight, terrain type, battery amp-hour (AH), battery charge, battery condition and tire condition. These specifications can be subject to a variance of (+/- 10%).

2) Due to manufacturing tolerances and continual product improvement, this specification can be subject to a variance of + or - 3%

3) AGM or gel cell type required.

Features

- Front and rear suspension
- Automatic front and rear lighting system with high visibility
- Exclusive dismantling with only one hand, ensures a super fast transport system
- Durable, bright LED headlight, rear light and flashing light
- Pride's exclusive stylish tires with flat profile. Leaves no streaks!
- Automatically connecting main cable harness (after disassembly)
- Delta tiller with continuous handles
- Battery meter with enhanced accuracy that's easy to read
- Chair rotation in 8 positions
- Adjustable handlebar with handy button
- Easy to charge thanks to a charging point on the handlebars
- Rearview mirror




Luna Victory 10 LX

Excellent outdoor performance with luxurious features



The Victory 10 LX with CTS Suspension offers a smooth ride with performance to match. Comfort-Trac Suspension (CTS) is the next generation in mobility scooter ride comfort. This industry first technology incorporates advanced suspension components for improved absorption over rough surfaces and a more comfortable ride experience over various terrains.

Specifications

WEIGHT CAPACITY	181 kg
MAXIMUM SPEED ¹	Up to 9 km/h
TURNING RADIUS	1651 mm
OVERALL LENGTH ²	1194 mm
OVERALL WIDTH ²	565 mm
FRONT TIRES	10" heavy-duty foam
REAR TIRES	10" heavy-duty foam
TOTAL WEIGHT WITHOUT BATTERIES	70,9 kg
BATTERIES REQUIRED ³	(2) 12-volt, deep cycle Size: (2) 32 AH or (2) 40 AH (standard); (2) 50 AH (optional)
COLOURS	   Red Blue White

1) Varies with user weight, terrain type, battery amp-hour (AH), battery charge, battery condition and tire condition. These specifications can be subject to a variance of (+/- 10%).

2) Due to manufacturing tolerances and continual product improvement, this specification can be subject to a variance of + or - 3%

3) AGM or gel cell type required.

Features

- Comfort-Trac front and rear suspension
- Exclusive one-hand feather touch disassembly provides the ultimate quick transport system
- Delta tiller with wraparound handles
- Easy-to-read LED battery meter
- Exclusive stylish, lightweight, non-scuffing, black, low-profile tires
- Long-lasting, high-intensity LED headlight offers optimal pathway illumination with a courtesy light under tiller
- Black vinyl reclining high-back seat with sliders, height adjustable headrest, flip-up, height and width adjustable armrests
- Storage compartment below tiller
- Easy-grip tiller adjustment knob
- Easy access tiller-mounted charger port
- Auto-connecting front-to-rear harness



Luna Victory 10 DX

Supreme performance, exhilarating style and excellent value



The sleek, sporty Victory 10 DX Scooter delivers smooth performance and all-new features. With a full complement of advanced standard features including rugged suspension, a high-visibility automatic front and rear lighting system, feather-touch disassembly, an LED kerb light, and a wraparound delta tiller, the Victory 10 DX is a greater value than ever before.

Specifications

WEIGHT CAPACITY	159 kg
MAXIMUM SPEED ¹	Up to 10 km/h
TURNING RADIUS	3W: 1067 mm 4W: 1333 mm
OVERALL LENGTH ²	3W: 1187 mm 4W: 1194 mm
OVERALL WIDTH ²	562 mm
FRONT TIRES	3.5" x 10" solid
REAR TIRES	4" x 10" solid
TOTAL WEIGHT WITHOUT BATTERIES	3W: 81 kg 4W: 84 kg
BATTERIES REQUIRED ³	2x12-volt, deep cycle Size: U-1 (31-36 AH) (standard) 40 AH (optional)
COLOURS	<div>   </div> <div> Red Blue </div>

1) Varies with user weight, terrain type, battery amp-hour (AH), battery charge, battery condition and tire condition. These specifications can be subject to a variance of (+/- 10%).

2) Due to manufacturing tolerances and continual product improvement, this specification can be subject to a variance of + or - 3%

3) AGM or gel cell type required.

Features

- Limited front & full rear suspension
- High visibility automatic front & rear lighting system
- Exclusive one-hand feather-touch disassembly provides the ultimate quick transport system
- Long-lasting, high intensity LED headlight, tail light & indicators
- Auto-connecting front-to-rear harness
- Delta tiller with wraparound handles
- New backlit battery meter for increased accuracy & visibility in any setting
- CRS high-back seat with headrest
- Easy-grip tiller adjustment knob
- Easy access tiller-mounted charger port for standard dual voltage off-board charger
- Rearview mirror standard
- Seat post suspension standard



Full size scooters

A much heavier type of scooter, which is capable of carrying up to a maximum of 246 kg in passenger weight. This scooter can also travel at speeds of 12,8 km/h on the road (6,5 km/h on pavements).

36	Ranger
38	Victory XL130
40	Victory XL140
42	Zolar
44	Luna Victory



Ranger

Everything you want in an outdoor scooter



Rugged and built to last; the Ranger is everything you want in an outdoor scooter! Equipped with front and rear suspension, this aggressive scooter is designed for cruising on walking trails or driving around your property. Enjoy total visibility with complete LED lighting. With a user-friendly console and dual hydraulic brakes for added safety, the Ranger is the perfect way to embrace life in the great outdoors!

Specifications

WEIGHT CAPACITY	160 kg
MAXIMUM SPEED ¹	Up to 17,7 km/h at 160 kg Up to 18,3 km/h at 90 kg
TURNING RADIUS	2407 mm
OVERALL LENGTH ²	1556 mm
OVERALL WIDTH ²	826 mm
FRONT TIRES	14.5" tubeless pneumatic
REAR TIRES	14.5" tubeless pneumatic
TOTAL WEIGHT WITHOUT BATTERIES	124,3 kg
BATTERIES REQUIRES ³	2x 75 Ah
COLOURS	  Dessert Storm Stone Grey

1)Varies with user weight, terrain type, battery amp-hour (AH), battery charge, battery condition and tire condition. These specifications can be subject to a variance of (+/- 10%).

2) Due to manufacturing tolerances and continual product improvement, this specification can be subject to a variance of + or - 3%

3) AGM or gel cell type required.

Features

- User friendly LED console displays time, temperature, miles driven and trips taken
- Adjustable delta tiller with ergonomic, wraparound handles
- USB charger built into the tiller for convenient charging of smart phones and portable devices
- Durable and stylish rear bumper
- Easily accessible tie-down points (for transport of unoccupied scooter)
- Full LED lighting package includes headlights, hazard lights, rear backup sensor LED lights and directional signals
- XLR charging port on tiller
- Hydraulic hand brake




Victory XL 130

Outstanding maneuverability and outdoor performance



The Victory XL 130 features a powerful drivetrain and large 13" wheels to handle rugged outdoor terrain. Luxury touches like a wraparound delta tiller, low-profile nonmarking tyres and an LED light blend seamlessly give the Victory XL 130 a sleek, sporty style.

Specifications

WEIGHT CAPACITY	159 kg
MAXIMUM SPEED ¹	Up to 15 km/h
TURNING RADIUS	1700 mm
OVERALL LENGTH ²	1360 mm
OVERALL WIDTH ²	636 mm
FRONT TIRES	13" pneumatic
REAR TIRES	13" pneumatic
TOTAL WEIGHT WITHOUT BATTERIES	65,3 kg
BATTERIES REQUIRED ³	2 (12 V), deep cycle Size: NF-22 (55AH) standard) or Group 24 (70AH) (optional)
COLOURS	 Red  Black  Mercury Silver

1) Varies with user weight, terrain type, battery amp-hour (AH), battery charge, battery condition and tire condition. These specifications can be subject to a variance of (+/- 10%).

2) Due to manufacturing tolerances and continual product improvement, this specification can be subject to a variance of + or - 3%

3) AGM or gel cell type required.

Features

- Large 13" pneumatic tires for excellent outdoor performance
- Full lighting package including directional signals and angle-adjustable LED headlight
- Delta tiller with wraparound handles
- Front basket standard
- Easily accessible tie down points (for transport of unoccupied scooter)
- Rearview mirror standard

Victory XL 140

Advanced engineering for a powerful performance



Bristling with high-performance features like full suspension, low-profile tires and a hydraulic sealed brake system, the Victory XL 140 is a blend of power and precision. The Victory XL 140 features sleek style and a wealth of standard luxury touches like a wraparound delta tiller, new double A-arm suspension, new terrain gripping pneumatic tires and LED lighting, making it the ultimate outdoor scooter.

Specifications

WEIGHT CAPACITY	181 kg
MAXIMUM SPEED ¹	Up to 15 km/h
TURNING RADIUS	2108 mm
OVERALL LENGTH ²	1428 mm
OVERALL WIDTH ²	692 mm
FRONT TIRES	13" pneumatic
REAR TIRES	13" pneumatic
TOTAL WEIGHT WITHOUT BATTERIES	117,7 kg
BATTERIES REQUIRED ³	2 (12 V) Size: Groep 31 (100 AH)
COLOURS	 <div> Red Blue Black Mercury Silver </div>

1) Varies with user weight, terrain type, battery amp-hour (AH), battery charge, battery condition and tire condition. These specifications can be subject to a variance of (+/- 10%).

2) Due to manufacturing tolerances and continual product improvement, this specification can be subject to a variance of + or - 3%

3) AGM or gel cell type required.

Features

- New Double A-Arm Suspension for optimum handling
- Sealed hydraulic brakes
- New large 13" terrain gripping pneumatic tires for excellent outdoor performance
- Full lighting package including directional signals and lower headlight
- Delta tiller with wraparound handles
- Easily accessible tie down points (for transport of unoccupied scooter)
- Rearview mirror standard


Zolar

Outstanding maneuverability, outdoor performance and luxury features



The Pride Zolar Scooter offers the manoeuvrability of a 3-wheel scooter along with high-performance features like full suspension and a hydraulic sealed brake system. The Zolar features sleek, aggressive style and a wealth of standard luxury touches including a wraparound delta tiller and LED lighting, making it the ultimate outdoor scooter.

Specifications

WEIGHT CAPACITY	181 kg
MAXIMUM SPEED ¹	Up to 15 km/h
TURNING RADIUS	1273 mm
OVERALL LENGTH ²	1397 mm
OVERALL WIDTH ²	692 mm
FRONT TIRES	13" pneumatic
REAR TIRES	13" pneumatic
TOTAL WEIGHT WITHOUT BATTERIES	108 kg
BATTERIES REQUIRED ³	2X 12-volt, deep cycle Size: Group 27 (92 Ah) (standard) or Group 24 (70 Ah) (optional)
COLOURS	 Silver

¹) Varies with user weight, terrain type, battery amp-hour (AH), battery charge, battery condition and tire condition. These specifications can be subject to a variance of (+/- 10%).

²) Due to manufacturing tolerances and continual product improvement, this specification can be subject to a variance of + or - 3%

³) AGM or gel cell type required.

Features

- Full suspension for optimal handling
- Large 13" pneumatic tires for excellent outdoor performance
- Full lighting package including directional signals and headlight
- Newly redesigned tiller with LCD console
- Easily accessible tie down points (for transport of unoccupied scooter)
- Rearview mirror standard



Luna Victory

Excellent outdoor performance with luxurious features



The Pride Luna Victory 3-wheel scooter gives a powerfull performance for both in- and outdoor usage. Luxurious styling and comfort features like a foam delta tiller and non-marking tires make the Pride Luna Victory an all in-one-package.

Specifications

WEIGHT CAPACITY	159 kg
MAXIMUM SPEED ¹	Up to 15 km/h
TURNING RADIUS	1257 mm
OVERALL LENGTH ²	1397 mm
OVERALL WIDTH ²	699 mm
FRONT TIRES	13" pneumatic
REAR TIRES	13" pneumatic
TOTAL WEIGHT WITHOUT BATTERIES	87,5 kg
BATTERIES REQUIRED ³	Two 12-volt, deep-cycle Type: 60 AH (standard) 73 AH (optional)
COLOURS	<div>   </div> <div> Red Yellow </div>

1) Varies with user weight, terrain type, battery amp-hour (AH), battery charge, battery condition and tire condition. These specifications can be subject to a variance of (+/- 10%).

2) Due to manufacturing tolerances and continual product improvement, this specification can be subject to a variance of + or - 3%

3) AGM or gel cell type required.

Features

- Large 13" pneumatic tires for excellent outdoor performance
- Full lighting package including directional signals and angle-adjustable, LED head and tail lights
- Front basket standard
- Easily accessible tie down points (for transport of unoccupied scooter)
- Rearview mirror standard
- Easy throttle control by switchable push and pull lever
- Steady speed adjustment
- Tiller display operable with one hand



Power chairs

The Pride power chairs offers a wide range of mobility solutions that are built for the real world. From easily portable power chairs, to robust models for enhanced performance over varied terrain.

48	Jazzy Air 2.0
50	Go Chair
52	i-GO
54	i-GO+
56	i-GO Fold


Jazzy Air 2.0

Elevation with ease



At the touch of a switch, the Jazzy Air 2.0 elevates 300 mm in just 11 seconds. With a sleek, modern look, this power chair safely drives at speeds up to 6,5 km/h while elevated, allowing users to enjoy face-to-face social engagement. With our Mid-Wheel 6 Drive and Active-Trac suspension, the Jazzy Air 2.0 offers enhanced performance and stability both indoors and out.

Specifications

WEIGHT CAPACITY	136 kg
MAXIMUM SPEED ¹	Up to 6,5 km/h (elevated and non-elevated position)
TURNING RADIUS	527 mm
OVERALL LENGTH ²	1065 mm
OVERALL WIDTH ²	589 mm
FRONT TIRES	10" flat free
REAR TIRES	6" flat free
BASE WEIGHT	104,3 kg with U1 Accus 111,1 kg with 40 Ah Accus
BATTERIES REQUIRED ³	(2) 12 V, U1 or (2) 40 Ah
COLOURS	 <div> Citrine Yellow Sapphire Blue Pink Topaz Onyx Black Ruby Red Pearl White Silver </div>

Features

- High-back or solid seat pan, reclining sport seat. Seat features 50 mm of depth adjustment. Choice of 400x400-450 mm, 450x450-500mm or 500x500-560mm
- Angle, height and depth adjustable armrests
- Height adjustable headrest
- Re-designed lift features:
 - 50 mm lower seat-to-floor height enables user to sit comfortably at standard table or desk
 - Raises and lowers in 11 seconds by using the Air switch or VR2 joystick
- Drives safely at 6,5 km/h in the elevated position, offering comfort in both the elevated and non-elevated positions
- Bright LED marker lights offers visibility in all environments
- Active-Trac suspension with Mid-Wheel 6 Technology allows for maximum stability in the elevated and non-elevated positions.
- Single-sided caster forks for enhanced maneuverability
- Under seat front storage compartment keeps your valuables accessible

¹)Varies with user weight, terrain type, battery amp-hour (AH), battery charge, battery condition and tire condition. These specifications can be subject to a variance of (+/- 10%).

²) Due to manufacturing tolerances and continual product improvement, this specification can be subject to a variance of + or - 3%

³) AGM or gel cell type required.

Go Chair

Small, light and portable



The Go Chair is #1 for portability! With convenient feather-touch disassembly, the Go Chair allows you to experience lightweight travel and independence on the go. Enjoy dual swing-away storage bins and a compact turning radius for outstanding maneuverability. Available in an array of contemporary colors, it's time to get out there with the Go Chair!

Specifications

WEIGHT CAPACITY	136 kg
MAXIMUM SPEED ¹	Up to 6 km/h
TURNING RADIUS	648 mm with foot platform
OVERALL LENGTH ²	838 mm with front rigging
OVERALL WIDTH ²	648 mm
FRONT TIRES	6" solid (caster)
REAR TIRES	9" solid (drive)
TOTAL WEIGHT WITHOUT BATTERIES	30,4 kg (front & rear base)
BATTERIES REQUIRED ³	(2) 18 AH, or (2) 18 AH extended range
COLOURS	<div> <div>Citrine Yellow</div> <div>Sapphire Blue</div> <div>Rose Quartz</div> <div>Amber Orange</div> <div>Pearl White</div> <div>Silver</div> </div>

Features

- 457 x 444 mm, 5-point swivel seat with latch release
- Compact turning radius
- Dual swing-away, under seat storage bins
- Height and width adjustable armrests
- Large footplate
- One hand feather-touch disassembly
- 1524 mm lap belt
- The heaviest part is only 16,3 kg

EASILY
DISASSEMBLED



1) Varies with user weight, terrain type, battery amp-hour (AH), battery charge, battery condition and tire condition. These specifications can be subject to a variance of (+/- 10%).

2) Due to manufacturing tolerances and continual product improvement, this specification can be subject to a variance of + or - 3%

3) AGM or gel cell type required.


i-GO

Durable, lightweight and portable



The i-GO from Pride Mobility features an advanced folding technology, enabling it to be transported with ease. The i-Go features front suspension, a durable seating system, under seat storage and much more. Designed to fit inside any small space, the i-GO is the perfect choice for the active individual.

Specifications

WEIGHT CAPACITY	120 kg
MAXIMUM SPEED ¹	Up to 6 km/h
TURNING RADIUS	900 mm
OVERALL LENGTH ²	876 mm
OVERALL WIDTH ²	600 mm
FRONT TIRES	7" solid (casters)
REAR TIRES	8,5" solid (casters)
TOTAL WEIGHT WITHOUT BATTERIES	19,8 kg
BATTERIES REQUIRED ³	2 x 6.6 Ah, Li-ION Battery
COLOURS	 Silver

1) Varies with user weight, terrain type, battery amp-hour (AH), battery charge, battery condition and tire condition. These specifications can be subject to a variance of (+/- 10%).

2) Due to manufacturing tolerances and continual product improvement, this specification can be subject to a variance of + or - 3%

3) AGM or gel cell type required.

Features

- Large secure storage compartment
- Unique comfort seating
- HI-Torque front suspension
- Micon Control System
- Under seat storage

How to fold



1) Switch off and remove joystick



2) Place joystick in backrest pocket and remove cushion



3) Fold backrest down, then pull both arm rests anti-clockwise toward the back



4) Pull the two black toggles (located on the back) together



5) Push down on the seat frame until unit fully flattens



6) The i-Go is now ready to go!


i-GO+

Robust portable solution



Experience the beauty of lightweight travel with the i-GO+. This compact power chair folds in just a few simple steps for effortless transport. The i-GO+ makes traveling a breeze with its convenient storage.

Specifications

WEIGHT CAPACITY	113 kg
MAXIMUM SPEED ¹	Up to 6 km/h
TURNING RADIUS	616 mm
OVERALL LENGTH ²	1016 mm
OVERALL WIDTH ²	597 mm
FRONT TIRES	8" solid (casters)
REAR TIRES	12" pneumatic
TOTAL WEIGHT WITHOUT BATTERIES	24 kg
BATTERIES REQUIRED ³	24V 18Ah Lithium ion
COLOURS	 Silver

1) Varies with user weight, terrain type, battery amp-hour (AH), battery charge, battery condition and tire condition. These specifications can be subject to a variance of (+/- 10%).

2) Due to manufacturing tolerances and continual product improvement, this specification can be subject to a variance of + or - 3%

3) AGM or gel cell type required.

Features

- A compact and lightweight design makes traveling a breeze
- Back seat pocket for extra storage while on-the-go
- Folds in just a few simple steps for effortless transport
- Large foot platform to accommodate the user's comfort
- Specialty foam seat design for extreme comfort



Folded size:
787 x 406 x 600 mm



I-GO Fold

Remote controlled folding chair



Including standard
remote button
folding mechanism!

Specifications

WEIGHT CAPACITY	120 kg
MAXIMUM SPEED ¹	Up to 6 km/h
TURNING RADIUS	650 mm
OVERALL LENGTH ²	1100 mm
OVERALL WIDTH ²	620 mm
DRIVE WHEELS	14" solid
TOTAL WEIGHT WITHOUT BATTERIES	19,8 kg
BATTERIES REQUIRED³	1x 19.8 Ah Lithium-ion battery
COLOURS	<div>   </div> <div>White Black</div>

Features

- Remote controlled folding mechanism
- Adjustable LED light
- LED directional signals
- Seat storage
- Includes under seat storage bag
- Foldable footrest
- Light 19.8 Ah Lithium-ion battery

1) Varies with user weight, terrain type, battery amp-hour (AH), battery charge, battery condition and tire condition. These specifications can be subject to a variance of (+/- 10%).

2) Due to manufacturing tolerances and continual product improvement, this specification can be subject to a variance of + or - 3%

3) AGM or gel cell type required.



Pride Accessories

Make your electric scooter truly unique with these great accessories from Pride. Our saddlebags offer convenient storage options on your mobility scooter, while the XLR USB charger lets you charge your smart device while on the go. With so many great options, your Pride mobility scooter will stand out in a crowd.

Visit [Pridemobility.eu](https://www.pridemobility.eu) for the complete list of accessories!



Accessories



Safety flag



Walker holder



Double or single crutch/
cane holder



Cup holder



RAM X-Grip Cell Phone
Holder



Weather cover



XLR USB charger



Rearview mirror



Oxygen holder



Lap belt



Saddlebag



Rear basket

DISCLAIMER: Not all accessories are available for all products. Please speak with your Pride dealer for details and availability



Lift chairs

Pride Mobility is one of the largest manufacturers within the industry, who are renowned for setting the benchmark for innovative and functional mobility products.

Pride is dedicated to providing expertly designed, engineered and tested products incorporating technologically innovative features.

All our chairs feature a quick intuitive rise and recline function, and remain cost effective with a high quality build.

64	The Wendover
65	The Westminster
66	C1
67	660 Mini Lounger
68	LC101
69	LC107
70	LL805
71	Why Pride lift chairs?

The Wendover

Dual motor lift chair

The Wendover is a compact electric lift chair, which gently positions you to your perfect position. The petite dual motor lift chair features two fabric options and a soft touch brown vinyl. Perfect for any living environment!



Specifications

BACK WIDTH	544 mm
SEAT TO FLOOR	470 mm
SEAT DEPTH	444 mm
SEAT WIDTH	460 mm
TOP OF BACK TO SEAT	584 mm
WEIGHT CAPACITY	158,7 kg

Colors



Merino
Fresh



Merino
Latte



Brown
Vinyl

The Westminster

Quality and positioning at its best

Our dual motor The Westminster features powered lumbar support and our unique power positioning headrest.



Specifications

BACK WIDTH	600 mm
SEAT TO FLOOR	710 mm
SEAT DEPTH	533 mm
SEAT WIDTH	559 mm
TOP OF BACK TO SEAT	618 mm
WEIGHT CAPACITY	158,7 kg

Colors



Merino
Fresh



Merino
Latte



Brown
Vinyl

C1

The perfect chair for the petite individual

The C1-Petite smallest single motor rise and recline lift chair from the 'Pride Lift Chair' range. Featuring a 3-position lift mechanism, and an 18 stone weight capacity. The C1 is perfect for the petite individual.



Specifications

BACK WIDTH	510 mm
SEAT TO FLOOR	410 mm
SEAT DEPTH	342 mm
SEAT WIDTH	460 mm
TOP OF BACK TO SEAT	660 mm
WEIGHT CAPACITY	113 kg

Colors



Arctic
blue



Choco-
late



Birch

660 Mini Lounger

A compact chair with limitless comfort

The 660 lift chair is designed for the small to medium user and offers dual motors that enable independent recline/footrest function.



Specifications

SEAT HEIGHT	480 mm
SEAT DEPTH	510 mm
SEAT WIDTH	480 mm
BACK HEIGHT	635 mm
WEIGHT CAPACITY	170 kg

Colors



Latte

LC101

A stylish chair that suits all homes

Available with a T-back design, the LC101 is an extremely popular choice within our Single motor range of 'Pride Lift Chairs'. Featuring a 3-position lift mechanism, a smooth incline and recline mechanism and is available with five luxurious fabric options.



Specifications

BACK WIDTH	760 mm
SEAT TO FLOOR	470 mm
SEAT DEPTH	508 mm
SEAT WIDTH	508 mm
TOP OF BACK TO SEAT	700 mm
WEIGHT CAPACITY	147 kg

Colors



LC107

A versatile lift chair

The LC-107 is one of Pride’s most versatile lift chairs. The chair is infinite position allowing for a variety of comfort, from watching TV to sleeping. The LC-107 is available at a low cost, making it an exceptional value.



Specifications

BACK WIDTH	740 mm
SEAT TO FLOOR	510 mm
SEAT DEPTH	530 mm
SEAT WIDTH	510 mm
TOP OF BACK TO SEAT	700 mm
WEIGHT CAPACITY	147 kg

Colors



Sandal



Cacao

LL 805

The wall hugger

The LL805 Wall hugger can be placed five inches from your living room wall, it offers luxurious comfort, support and a weight capacity of 136 kg.



Specifications

SEAT HEIGHT	480 mm
SEAT DEPTH	510 mm
SEAT WIDTH	510 mm
BACK HEIGHT	690 mm
WEIGHT CAPACITY	147 kg

Colors



Why Pride lift chairs?



Reliability

Our range of lift chairs each consist of unique features designed to increase comfort, support, quality and reliability when you need it.



Unique technology

Pride lift chairs are engineered for outstanding construction and long-lasting durability. Every recliner is subjected to extensive factory testing to ensure outstanding reliability.



A comprehensive warranty

Each Pride lift chair is backed by a comprehensive warranty, giving you peace of mind.





PRIDE[®]
M O B I L I T Y
L I V E Y O U R B E S T [®]

Pride Mobility Products BV
De Zwaan 3
1601 MS Enkhuizen
The Netherlands

info@prideeurope.nl
pridemobility.eu

Tel: +31 (0) 85 040 86 30

CE

V130220

Jazzy